




ISLAMIC RELIEF USA

# 2023 ANNUAL REPORT



# IRUSA MISSION, VISION, AND VALUES



## MISSION

Islamic Relief USA provides relief and development in a dignified manner regardless of gender, race, or religion, and works to empower individuals in their communities and give them a voice in the world.

## VISION

Working together for a world free of poverty.

## VALUES

إِحْسَان  
EXCELLENCE

Our actions in tackling poverty are marked by excellence in our operations and conduct, which the people we serve deserve.

إِحْسَاء  
SINCERITY

In responding to poverty and suffering, our efforts are driven by sincerity to God and the need to fulfill our obligations to humanity.

رَحْمَةٌ  
COMPASSION

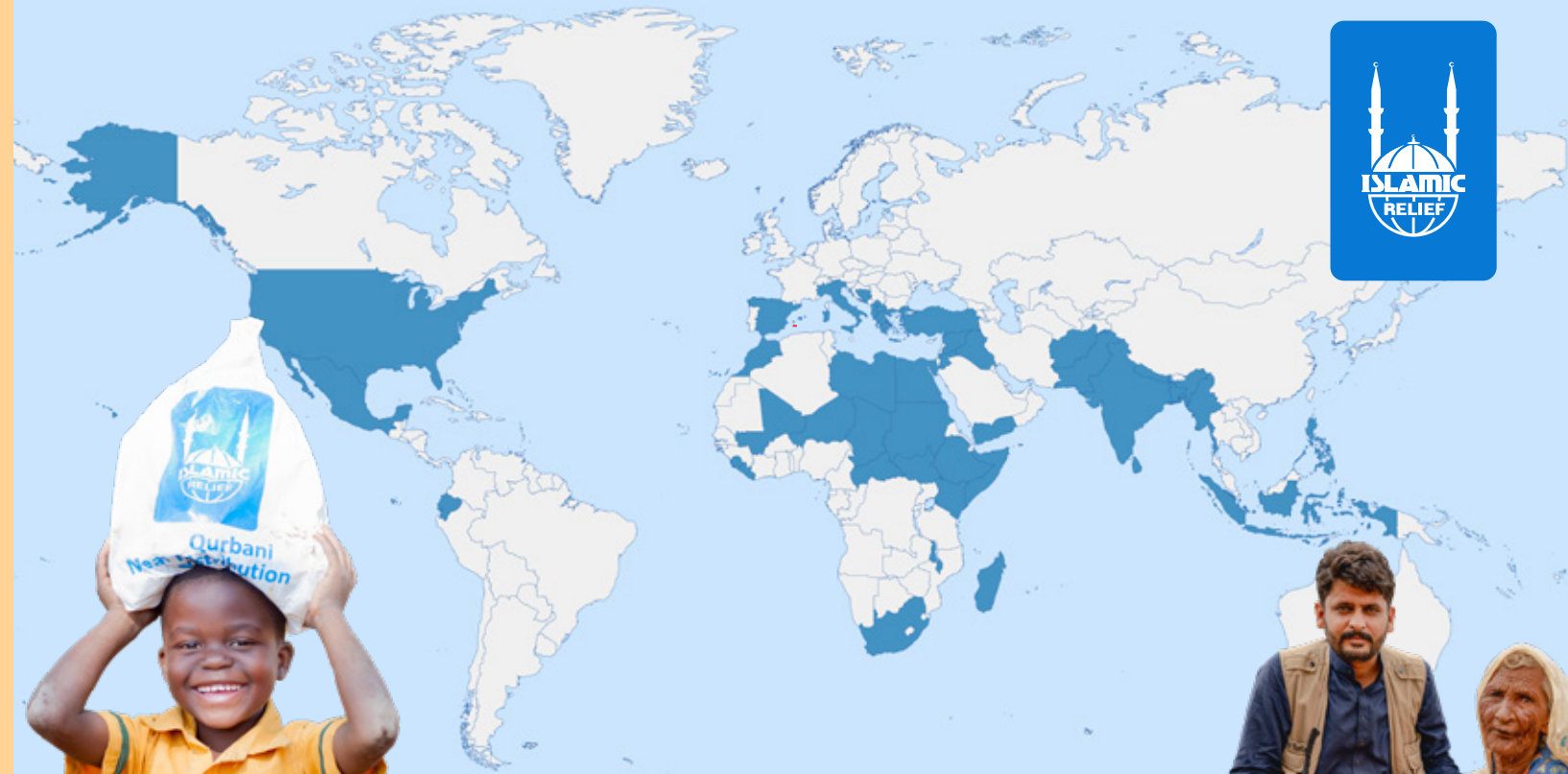
We believe the protection and well-being of every life is of paramount importance and we shall join with other humanitarians to act as one in responding to suffering brought on by disasters, poverty, and injustice.

أَمَانَةٌ  
CUSTODIANSHIP

We uphold our duty of custodianship over the Earth, its resources, and the trust people place in us as humanitarian and development practitioners.

عَدْلٌ  
SOCIAL JUSTICE

Our work is founded on enabling people and institutions to fulfill the rights of the poor and vulnerable. We work to empower the dispossessed towards realizing their God-given human potential and developing their capabilities and resources.



## MAP OF IRUSA PROGRAMS WORLDWIDE

HERE ARE THE PLACES IRUSA DONORS PROVIDED EMERGENCY AID AND DEVELOPMENT PROGRAMMING IN 2023

# LETTER FROM IRUSA CEO

Assalamu alaikum,

As the Chief Executive Officer of Islamic Relief USA (IRUSA), the largest Muslim faith-based nonprofit organization in the United States, and one of the largest in the world, I want to sincerely thank all of our donors, volunteers, staff, and partners. Because of your efforts, we were able to support 5,444,975 people across 42 countries in 2023.

Throughout 2023, our hearts were one with those affected by poverty and forced displacement at the hands of natural disasters and man-made devastation. It is absolutely heart-breaking how many people across how many countries needed emergency response, but, through your support and compassion, we were able to provide that critical aid to families in places like Afghanistan, Bangladesh, Ethiopia, Kenya, Libya, Morocco, Pakistan, Palestine, the Philippines, Somalia, Sudan, Syria, and Ukraine.

And thanks to you, we helped curb food insecurity in the US and abroad by providing 509,882 Ramadan food boxes and 978,380 people with Qurbani meat.

We invested more than \$120 million in international and domestic aid through 553 global and US projects across eight sectors: education; emergency response; food security and livelihood; health and nutrition; orphan sponsorship and support; water, sanitation, and hygiene; community development; and refugee and immigrant services.

Our IRUSA Advocates also inspired change with 25,988 actions taken around refugees, food security, and climate change.

None of this would have been possible without you. As your CEO, I hope that together, we can change the global environment until every individual we serve no longer needs assistance. May Allah (SWT) reward all our efforts.


With gratitude,



Ahmed Shehata  
Chief Executive Officer  
Islamic Relief USA



**AHMED SHEHATA**  
*Chief Executive  
Officer*



**ANWAR KHAN**  
*2023 President*



HAMADI  
BENGABSIA  
*Chairman*



HUSSEIN ATA



AHMED AZAM



KHALED LAMADA



GREGORY  
ABDULLAH  
MITCHELL

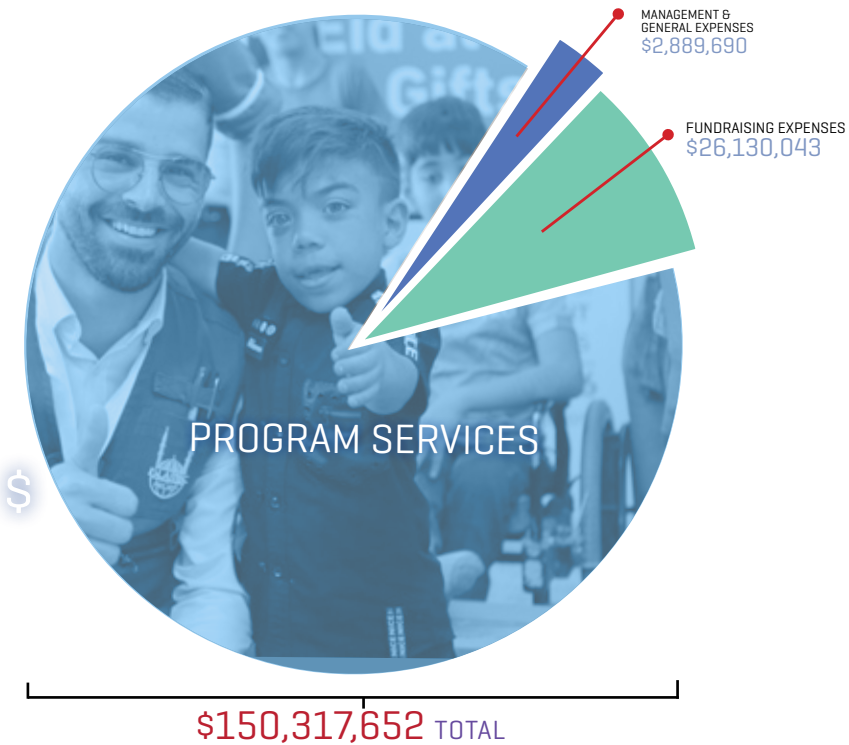


HAMDY RADWAN

*A special thank you to our 2023 Board of Directors for  
volunteering their time to help IRUSA achieve its vision of  
a world free of poverty.*



# 365 DAYS OF NON-STOP GLOBAL IMPACT



## Methodology and Sources

The overall financial figures in this report were drawn from our 2023 audited financial statements or 2023 IRS Form 990. Detailed country financial data was drawn from grant records and reports from the implementing party in the field. The 42 countries mentioned on this page include the US. Estimates of total people served are based on project reports from the implementing party in the field or other quantifiable data sources. The total is calculated by including any participant who received aid in 2023 through an IRUSA-funded project or Gifts-in-Kind aid. For projects funded and implemented over several years, it is possible for the same participant to receive aid over several years, and thus be included more than once. In this circumstance, we count that person once per calendar year. A person of multiple projects may be counted more than once. Efforts towards eliminating this in future reports are in motion.

**553**  
GLOBAL + USA PROJECTS

**42**  
COUNTRIES

Emergency Response

Food Security & Livelihood

Health & Nutrition

Orphan Sponsorship & Support

Water, Sanitation, & Hygiene

Education

Community Development

Gifts-in-Kind Support

Refugee & Immigrant Services



## Programs Commitment Statement

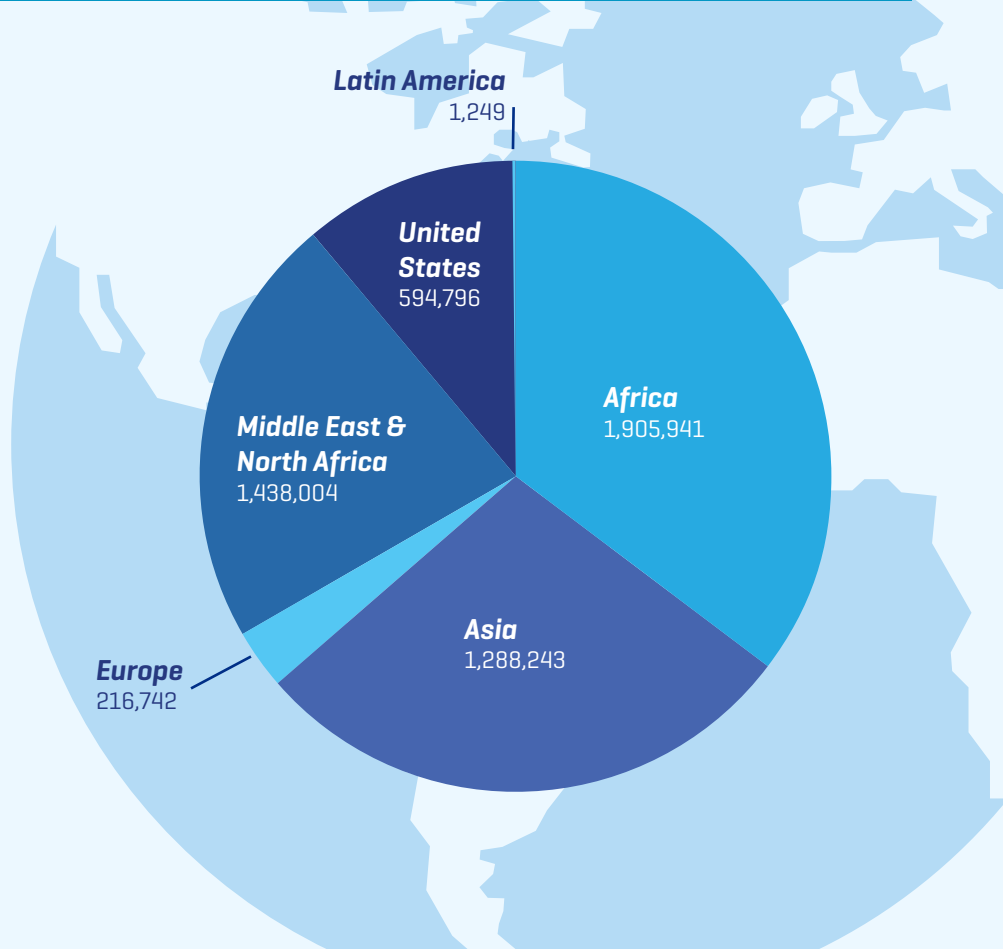
At IRUSA our goal is to deliver top-notch programs. Our grants extend beyond the surface numbers you see — they're multi-year commitments aimed at ensuring proper implementation and reporting. In 2023, our total commitment hit \$233,988,946. We've already disbursed \$121,482,794 from that commitment, leaving \$112,506,152 yet to be distributed.

This structured disbursement methodology guarantees precise project execution while adhering to rigorous reporting standards. At IRUSA, fund disbursement for multi-year programs is divided across several payments that occur over the lifetime of the project — the full amount is deliberately not dispersed all upfront to ensure proper implementation, progress, and reporting. IRUSA releases subsequent payments to the grantees based on the compliance of program requirements, proper spending, and the delivery of corresponding reports, among other things.

Our unwavering commitment to project excellence is integral to our values. Our Monitoring and Evaluation team conducts ongoing assessments, ensuring the success and meaningful impact of our projects.

# PROGRAM SERVICES & PEOPLE SERVED BY REGION

**5,444,975  
PEOPLE SERVED  
IN 2023**



## PROGRAM SERVICES & PEOPLE SERVED BY SECTOR

In 2023, donors assisted with domestic and international initiatives. While a project could be categorized in more than one sector, they are assigned to only one. Data includes IRUSA's distribution of bulk item donations (Gifts-in-Kind) like medications, medical supplies, and vital foods.



**EDUCATION**  
6,891 PEOPLE SERVED



**EMERGENCY RESPONSE**  
551,336 PEOPLE SERVED



**FOOD SECURITY & LIVELIHOOD**  
2,740,111 PEOPLE SERVED



**HEALTH & NUTRITION**  
1,930,992 PEOPLE SERVED



**ORPHAN SPONSORSHIP & SUPPORT\***  
29,229 PEOPLE SERVED



**REFUGEE AND IMMIGRANT SERVICES\*\***  
159 PEOPLE SERVED



**WATER, SANITATION, & HYGIENE**  
113,666 PEOPLE SERVED



**COMMUNITY DEVELOPMENT\*\***  
72,591 PEOPLE SERVED



**GIFTS-IN-KIND SUPPORT**  
959,400 PEOPLE SERVED

\* INTERNATIONAL ONLY

\*\* US ONLY



# RAMADAN FOOD 2023

 378,682  
PEOPLE SERVED INTERNATIONALLY

 131,200  
PEOPLE SERVED IN THE US

**TOTAL: 509,882 PEOPLE SERVED**

# QURBANI MEAT 2023

 913,203  
PEOPLE SERVED INTERNATIONALLY

 65,177  
PEOPLE SERVED IN THE US

**TOTAL: 978,380 PEOPLE SERVED**

WORKING TO PUT ORPHANS FIRST

29,029

ORPHANS WERE BROUGHT RELIEF THROUGH YOUR AID



- AFGHANISTAN 2,493
- ALBANIA 383
- BANGLADESH 1,904
- BOSNIA & HERZEGOVINA 596
- CHECHNYA 643
- ETHIOPIA 915
- INDIA 865
- INDONESIA 425
- IRAQ 439
- JORDAN → HOST COMMUNITY: 2,381  
PALESTINIAN REFUGEES: 251
- KENYA → HOST COMMUNITY: 759  
SOMALI REFUGEES: 132
- KOSOVO 400
- LEBANON → HOST COMMUNITY: 390  
PALESTINIAN REFUGEES: 1,546
- MALAWI 432
- MALI 1,168
- NIGER 640
- PAKISTAN 3,992
- SOMALIA 1,532
- SOUTH AFRICA 540
- SRI LANKA 488
- SUDAN 693
- TÜRKIYE [SYRIAN REFUGEES] 1,858
- YEMEN 3,164

# RESPONDING TO NEEDS IN AMERICA IN 2023



## PARTNERSHIPS & PROJECTS ACROSS AMERICA

56  
US-SPECIFIC  
GRANTS

55  
QURBANI  
PROGRAM  
PARTNERSHIPS

36  
NATIONWIDE  
DAY OF  
DIGNITY  
EVENTS

98  
RAMADAN  
FOOD  
DISTRIBUTION  
PARTNERSHIPS

9  
SUMMER FOOD SERVICE SITES

62  
THANKSGIVING TURKEY DISTRIBUTIONS

20  
HOT  
MEALS  
GRANTS

39  
COMMUNITY RESPONSE  
INITIATIVE GRANTS

18  
STRATEGIC  
PARTNERSHIPS



594,796  
AMERICANS  
SERVED

393

US PROJECTS  
& PARTNERSHIPS

\$13,659,054.51  
US PROGRAM SERVICES SPENT

## DISASTER MANAGEMENT TEAM



In 2023, IRUSA's DMT helped 30 families in the aftermath of Hurricane Idalia in Florida by providing 500 flood buckets packed with essential cleaning supplies.

They also continued long-term disaster response efforts for 70 families in Puerto Rico affected by Hurricane Fiona's devastation through constructing flood shelves to enhance resilience against future flooding.

And finally, after facing repeated devastation from Atlantic storms, nine families and one dorm center in North Carolina received aid through the help of volunteers and funding.



# US PROGRAMS FOCUS AREAS 2023



**FOOD SECURITY & LIVELIHOOD**  
499,318 AMERICANS SERVED



**COMMUNITY DEVELOPMENT**  
72,591 AMERICANS SERVED



**EMERGENCY RESPONSE**  
109 AMERICANS SERVED



**HEALTH & NUTRITION**  
22,619 AMERICANS SERVED



**REFUGEE AND IMMIGRANT SERVICES**  
159 AMERICANS SERVED



**594,796 AMERICANS SERVED**



# ZAKAT MADE UP 25% OF TOTAL DONATIONS TO IRUSA IN 2023

**\$44.5M**

TOTAL ZAKAT DONATIONS

**\$57.2M**

TOTAL ZAKAT-FUNDED PROGRAM COMMITMENTS

PERCENTAGE OF  
TOTAL DONATIONS THAT WERE ZAKAT

**25%**



# HARNESSING THE POWER OF VOLUNTEERS

36,615  
VOLUNTEERS

410  
EVENTS

1,161,719  
MEALS PACKED

417 VOLUNTEERS FOR  
MAJOR EMERGENCIES

VOLUNTEER HOURS  
LOGGED IN 2023  
27,972.48

13,280  
RAMADAN FOOD BOXES  
PACKED

6  
TEAM CHALLENGES



# PUBLIC AFFAIRS & ADVOCACY



1,476  
MENTIONS IN THE NEWS

7.7 BILLION  
READERS REACHED

8,690 NEW  
ADVOCATES

102 MEETINGS W/  
CONGRESSIONAL  
OFFICES

40  
US GOVERNMENT  
AGENCY MEETINGS



# COMMUNITY ENGAGEMENT

13  
CONVENTIONS &  
CONFERENCES

465  
OUTREACH VISITS TO  
ISLAMIC CENTERS

137  
FUNDRAISING  
EVENTS



# FINANCIAL STATEMENTS

## Consolidated Balance Sheets December 31, 2023 [With Comparative Totals for 2022]

ASSETS	2022	2021
Cash	\$74,535,496	\$57,208,903
Investments	\$41,698,834	\$31,855,140
Grant advances	\$121,256,884	\$121,482,784
Prepaid expenses and other assets	\$1,612,509	\$1,614,834
Property and equipment, net	\$4,224,692	\$4,358,163
	<u>\$243,328,415</u>	<u>\$216,519,824</u>
<b>LIABILITIES:</b>		
Accounts payable	\$3,370,524	\$1,907,336
Grants payable	\$1,397,378	\$3,530,941
Note payable	-	-
Total liabilities	<u>\$4,767,902</u>	<u>\$5,438,277</u>
<b>NET ASSETS</b>		
Without donor restrictions	\$78,403,748	\$82,042,037
With donor restrictions	\$160,156,765	\$129,039,510
	<u>\$238,560,513</u>	<u>\$211,081,547</u>
	<u>\$243,328,415</u>	<u>\$216,519,824</u>

## Consolidated Statement of Activities December 31, 2023 · [With Comparative Totals for 2022]

	Unrestricted	Temporarily Restricted	2023 Total	2022 Total
Support and revenue:				
Contributions	\$50,694,344	\$118,147,823	\$168,842,167	\$128,490,615
Forgiveness of Paycheck Protection Program loan	--	--	--	--
In-kind contributions	\$1,165,129	--	\$241,821	\$241,821
Net assets released from restriction	\$87,030,568	[(87,030,568)]	--	--
Total support and revenue:	<u>\$108,707,007</u>	<u>31,117,255</u>	<u>\$170,007,296</u>	<u>\$128,732,436</u>
Expenses:				
Program services	\$121,297,919	--	\$121,297,919	\$78,656,638
Management and general	\$2,889,690	--	\$2,889,690	\$2,790,997
Fundraising	\$26,130,043	--	\$26,130,043	\$22,840,612
Total expenses:	<u>\$150,317,652</u>	<u>--</u>	<u>\$150,317,652</u>	<u>\$104,288,247</u>
Change in net assets before other income	<u>\$(11,427,611)</u>	<u>\$31,117,255</u>	<u>\$19,689,644</u>	<u>\$24,444,189</u>
Other items:				
Foreign currency [loss] exchange gain	\$7,690,297	--	\$7,690,297	[(6,794)]
Unrealized gain on investments	--	--	--	[(9,937,334)]
Other income	\$99,025	--	\$99,025	\$29,228
Total other income:	<u>\$7,789,322</u>	<u>--</u>	<u>\$7,789,322</u>	<u>[(9,908,106)]</u>
Change in net assets	<u>[(3,638,289)]</u>	<u>\$31,117,255</u>	<u>27,478,966</u>	<u>\$14,536,083</u>
Net assets:				
Beginning	\$82,042,037	\$129,039,510	\$211,081,547	\$196,545,464
Ending	\$78,403,748	\$160,156,765	\$238,560,513	\$211,081,547

## Consolidated Statement of Cash Flows December 31, 2023 · [With Comparative Totals for 2022]

	2023	2022
Cash flows from operating activities:		
Change in net assets	\$27,478,966	\$14,536,083
Adjustments to reconcile change in net assets to net cash provided by (used in) operating activities:		
Unrealized gain on investments	[(7,891,697)]	\$10,098,129
Depreciation expense	\$202,466	\$183,242
Forgiveness of Paycheck Protection Program loan	--	--
Changes in assets and liabilities:		
(Increase) in:		
Grants advances	225,900	[(28,788,430)]
Prepaid expenses and other assets	--	--
(Decrease) in:		
Accounts payable	\$2,325	[(493,386)]
Grants payable	\$1,463,188	[(309,689)]
Net cash provided by (used in) operating activities	<u>\$19,347,585</u>	<u>[(2,798,854)]</u>
Cash flows from investing activities:		
Purchase of property and equipment	[(68,995)]	[(86,714)]
Sales of investments	\$3,072,779	\$1,497,194
Purchase of investments	[(5,024,776)]	[(3,240,525)]
Net cash used in investing activities	<u>[(2,020,992)]</u>	<u>[(1,830,045)]</u>
Net (decrease) in cash	<u>\$17,326,593</u>	<u>[(4,628,899)]</u>
Cash:		
Beginning	\$57,208,903	\$61,837,802
Ending	<u>\$74,535,496</u>	<u>\$57,208,903</u>



# ISLAMIC RELIEF USA

P.O. Box 22250, Alexandria, VA 22304 · 1-855-447-1001 · [info@irusa.org](mailto:info@irusa.org)

A 501(c)(3) nonprofit organization [Tax ID# 95-4453134]



[IRUSA.ORG](http://IRUSA.ORG)

FOLLOW US ON:        