




ISLAMIC RELIEF USA

2022 ANNUAL REPORT

IRUSA MISSION, VISION, AND VALUES



MISSION

Islamic Relief USA provides relief and development in a dignified manner regardless of gender, race, or religion, and works to empower individuals in their communities and give them a voice in the world.

VISION

Working together for a world free of poverty.

VALUES

إحسان
E X C E L L E N C E

Our actions in tackling poverty are marked by excellence in our operations and conduct, which the people we serve deserve.

إخلاص
S I N C E R I T Y

In responding to poverty and suffering, our efforts are driven by sincerity to God and the need to fulfill our obligations to humanity.

رحمة
C O M P A S S I O N

We believe the protection and well-being of every life is of paramount importance and we shall join with other humanitarians to act as one in responding to suffering brought on by disasters, poverty, and injustice.

أمانة
C U S T O D I A N S H I P

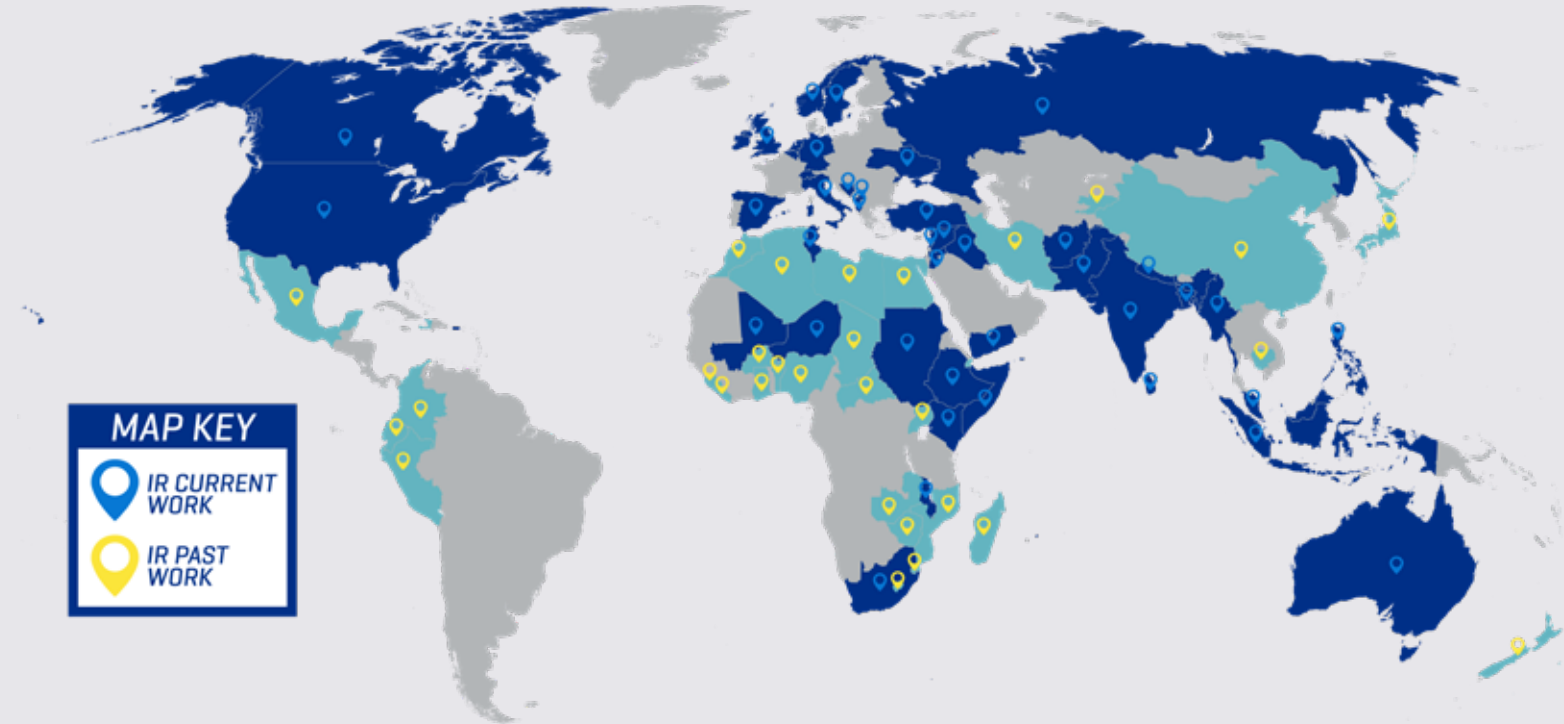
We uphold our duty of custodianship over the Earth, its resources, and the trust people place in us as humanitarian and development practitioners.

عدل
S O C I A L J U S T I C E

Our work is founded on enabling people and institutions to fulfill the rights of the poor and vulnerable. We work to empower the dispossessed towards realizing their God-given human potential and developing their capabilities and resources.

MAP OF ISLAMIC RELIEF WORLDWIDE

THE ISLAMIC RELIEF FAMILY CONSISTS OF AFFILIATE AND FIELD OFFICES ALL AROUND THE WORLD:



IRUSA BOARD OF DIRECTORS

Assalamu alaikum,

Islamic Relief USA (IRUSA) is the largest Muslim faith-based non-profit organization in the US, and one of the largest in the world. Thanks to our donors, volunteers, staff, and partners, we were able to support 6,561,327 people across 42 countries in 2022.

Unfortunately, we witnessed the disastrous effects of conflict and global climate change; the most vulnerable fell into famine, displacement, and extreme impoverishment. The conflict between Russia and Ukraine affected many throughout the world: it caused even more food insecurity in countries such as Lebanon, Syria, and across East Africa, all of whom rely on the region for wheat, and caused a rise in oil prices, impacting the global economy. Man-induced climate change also caused melting glaciers and extreme monsoon rains that devastated Pakistan and Afghanistan, leaving 30% of Pakistan underwater.

We were able to provide emergency assistance to those affected by natural disasters in places like Ethiopia, Florida, Kenya, Madagascar, Pakistan, Somalia, and Zambia, and conflict-driven disasters in places like Afghanistan, Lebanon, the Philippines, and Ukraine. We were also able to provide the means to stimulate economies in places like Ethiopia, Kenya, Morocco, Palestine, and South Sudan.

We helped curb food insecurity by providing 1,152,192 million people with Ramadan food boxes and 1,869,473 people with Qurbani meat.

We invested more than \$104 million in international and domestic aid through 300 global and US projects across six sectors: education; emergency response; food security and livelihood; health and nutrition; orphan sponsorship and support; and water, sanitation, and hygiene (WASH).

The numbers speak volumes: IRUSA — volunteers, staff, partners, and donors – provided relief to those suffering around the world. We are committed to changing the global environment, and we understand that our work is not finished until every individual we serve no longer needs assistance. And we can do it through the will of Allah (SWT) and your continued support.

A special thank you to our Board of Directors for volunteering their time to help IRUSA achieve its vision of a world free of poverty.

With gratitude,

Sharif Aly



SHARIF ALY
Chief Executive
Officer



ANWAR KHAN
President



HAMADI
BENGABSIA
Chairman



HUSSEIN ATA



AHMED AZAM



KHALED LAMADA



GREGORY
ABDULLAH
MITCHELL



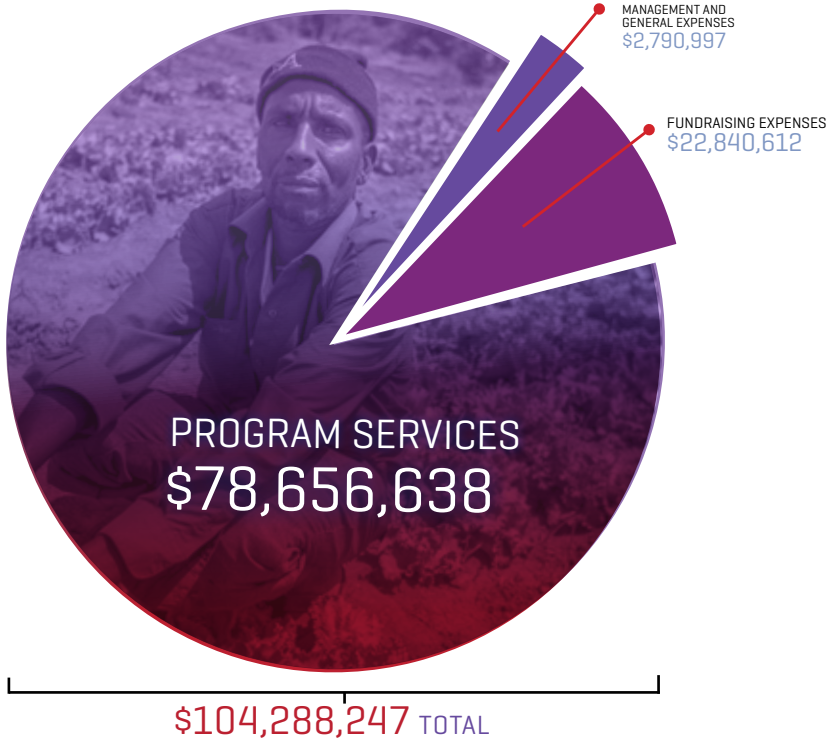
HAMDY RADWAN



IHAB SAAD



365 DAYS OF NON-STOP GLOBAL IMPACT



Methodology and Sources

The overall financial figures in this report were drawn from our 2022 audited financial statements or 2022 IRS Form 990. Detailed country financial data was drawn from grant records and reports from the implementing party in the field. The 42 countries mentioned on this page include the US. Estimates of total people served are based on project reports from the implementing party in the field or other quantifiable data sources. The total is calculated by including any participant who received aid in 2022 through an IRUSA-funded project or Gifts-in-Kind aid. For projects funded and implemented over several years, it is possible for the same participant to receive aid over several years, and thus be included more than once. In this circumstance, we count that person once per calendar year. A person of multiple projects may be counted more than once. Efforts towards eliminating this in future reports are in motion.



Africa
\$15,452,433.87

Asia
\$20,686,276.30

Central America*
\$281,323.73

*amount spent in 2022 for a project from 2021

Europe
\$8,874,576.25

Middle East & North Africa
\$21,315,548.27

United States
\$12,046,209.50

Total \$78,656,638 SPENT

Total Committed \$233,988,946

Programs Commitment Statement

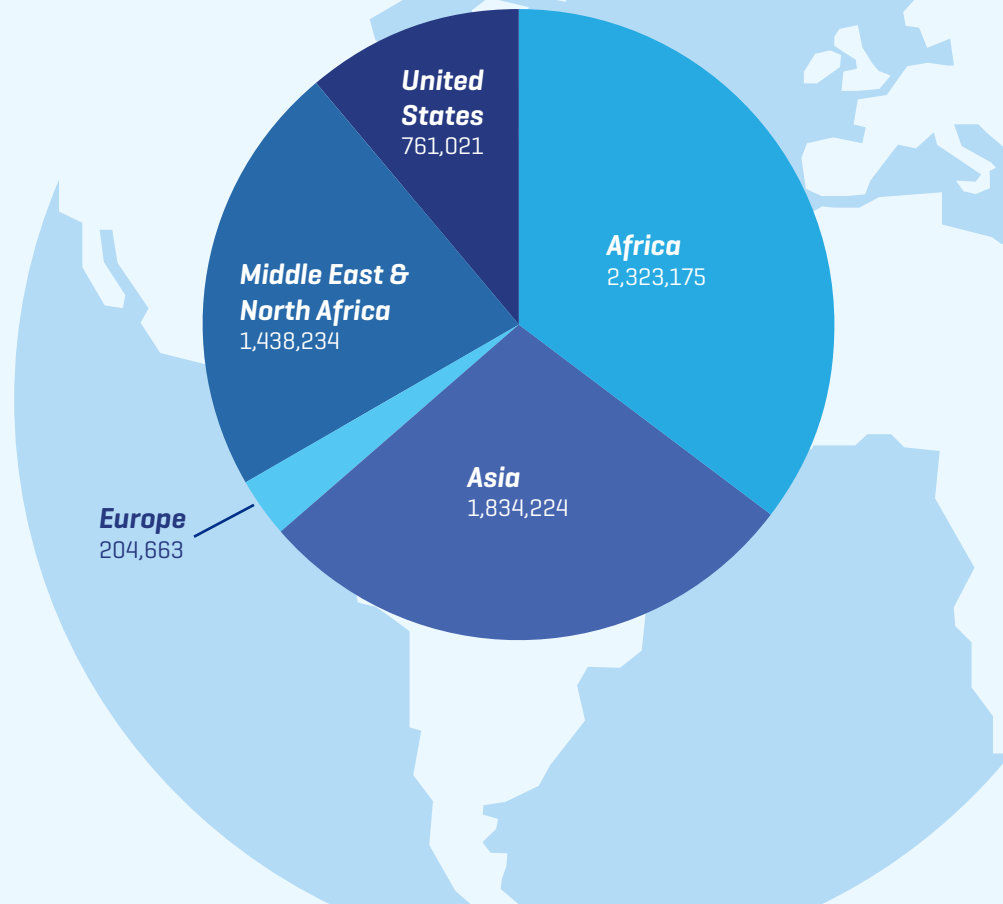
At Islamic Relief, our goal is to deliver top-notch programs. Our grants extend beyond the surface numbers you see — they're multi-year commitments aimed at ensuring proper implementation and reporting. In 2022, our total commitment hit 233,988,946. We've already disbursed 121,482,794 from that commitment, leaving 112,506,152 yet to be distributed.

This structured disbursement methodology guarantees precise project execution while adhering to rigorous reporting standards. At IRUSA, fund disbursement for multi-year programs is divided across several payments that occur over the lifetime of the project — the full amount is deliberately not dispersed all upfront to ensure proper implementation, progress, and reporting. IRUSA releases subsequent payments to the grantees based on the compliance of program requirements, proper spending, and the delivery of corresponding reports, among other things.

Our unwavering commitment to project excellence is integral to our values. Our Monitoring and Evaluation team conducts ongoing assessments, ensuring the success and meaningful impact of our projects.


PROGRAM SERVICES & PEOPLE SERVED BY REGION

6,561,327
PEOPLE SERVED
IN 2022



PROGRAM SERVICES & PEOPLE SERVED BY SECTOR

In 2022, donors assisted with domestic and international initiatives. While a project could be categorized in more than one sector, they are assigned to only one. Data includes IRUSA's distribution of bulk item donations (Gifts-in-Kind) like medications, medical supplies, and vital foods.

 **EDUCATION**
30,175 PEOPLE SERVED


 **EMERGENCY RESPONSE**
523,109 PEOPLE SERVED

 **FOOD SECURITY & LIVELIHOOD**
4,500,614 PEOPLE SERVED

 **HEALTH & NUTRITION**
873,497 PEOPLE SERVED

 **ORPHAN SPONSORSHIP & SUPPORT**
30,839 PEOPLE SERVED

 **GIFTS-IN-KIND SUPPORT**
400,100 PEOPLE SERVED

 **WATER, SANITATION, & HYGIENE**
365,142 PEOPLE SERVED

 **COMMUNITY DEVELOPMENT**
226,993 PEOPLE SERVED

 **REFUGEE AND IMMIGRANT SERVICES**
20,663 PEOPLE SERVED



RAMADAN FOOD 2022



1,068,137

PEOPLE SERVED INTERNATIONALLY



84,055

PEOPLE SERVED IN THE US

TOTAL: 1,152,192 PEOPLE SERVED



QURBANI MEAT 2022



1,804,209

PEOPLE SERVED INTERNATIONALLY



65,264

PEOPLE SERVED IN THE US

TOTAL: 1,869,473 PEOPLE SERVED

WORKING TO PUT ORPHANS FIRST

30,839

ORPHANS WERE BROUGHT RELIEF THROUGH YOUR AID

AFGHANISTAN 2,420

ALBANIA 434

BANGLADESH 2,032

BOSNIA & HERZEGOVINA 620

CHECHNYA 865

ETHIOPIA 928

INDIA 1,109

INDONESIA 449

IRAQ 467

JORDAN

KENYA

KOSOVO 406

LEBANON

MALAWI 440

MALI 1,201

NIGER 630

PAKISTAN 4,100

SOMALIA 1,429

SOUTH AFRICA 575

SRI LANKA 457

SUDAN 696

TUNISIA 290

TÜRKIYE (SYRIAN REFUGEES) 1,091

YEMEN 3,248



RESPONDING TO NEEDS IN AMERICA IN 2022



PARTNERSHIPS & PROJECTS ACROSS AMERICA

49
US-SPECIFIC
GRANTS

50
QURBANI
PROGRAM
PARTNERSHIPS

29
NATIONWIDE
DAY OF
DIGNITY
EVENTS

86
RAMADAN
FOOD
DISTRIBUTION
PARTNERSHIPS

11
SUMMER FOOD SERVICE
SITES

15
MLK DAY EVENTS

54
THANKSGIVING
TURKEY
DISTRIBUTIONS

4
HOT MEALS
GRANTS

47
COMMUNITY RESPONSE
INITIATIVES GRANTS

22
STRATEGIC
PARTNERSHIPS

761,031
AMERICANS SERVED

367
US PROJECTS
& PARTNERSHIPS

\$12,046,209.50
US PROGRAM SERVICES SPENT

DISASTER RESPONSE TEAM

NEW YORK
BRONX APARTMENT FIRE
JAN. 15 · 100 HOUSEHOLDS

KENTUCKY
KENTUCKY TORNADO
APR. 17 · 24 HOUSEHOLDS

OKLAHOMA
OKLAHOMA TORNADO
MAY 16 · 33 HOUSEHOLDS

NEW YORK
BRONX APARTMENT FIRE
MAY 20 · 160 HOUSEHOLDS

MISSISSIPPI
JACKSON WATER CRISIS
SEP. 21 · 2,500 HOUSEHOLDS

FLORIDA
HURRICANE IAN
OCT. 3 · 1,000 HOUSEHOLDS

PUERTO RICO
HURRICANE FIONA
OCT. 5 · 60 HOUSEHOLDS

NORTH CAROLINA
NC STORM RECOVERY
NOV. 6 · 5 HOUSEHOLDS

8
TOTAL DRT RESPONSES

13,587
TOTAL PEOPLE HELPED

HARNESSING THE POWER OF VOLUNTEERS

33,047
VOLUNTEERS

301
EVENTS

1,311,846
MEALS PACKED

VOLUNTEER HOURS
LOGGED IN 2022
29,092.42

15,000
RAMADAN FOOD BOXES
PACKED

PUBLIC AFFAIRS & ADVOCACY

905
MENTIONS IN THE NEWS

6.2 BILLION
READERS REACHED

18
OUTREACH
INITIATIVES

55
MEETINGS WITH
CONGRESSIONAL
OFFICES

160
RAMADAN/EID VIDEO GREETINGS AND LETTERS
OF RECOGNITION FROM MEMBERS OF CONGRESS

COMMUNITY ENGAGEMENT

9
CONVENTIONS &
CONFERENCES

302
VISITS TO ISLAMIC CENTERS
(FUNDRAISING/OUTREACH)

60
FUNDRAISING
EVENTS



IRUSA WAQF supports the long-term sustainability and growth of IRUSA. Endowments benefit nonprofit organizations by investing assets and utilizing a portion of the returns to support the organization’s efforts. This helps to create a consistent and predictable source of income for the organization, which can help to relieve pressure on the annual fund. Endowments can also assist organizations in widening their focus to more long-term and sustainable solutions.

IRUSA’s strongest donors are committed to growing its endowment to ensure that we are able to continue to assist the underserved communities even beyond their own lifetimes. By including IRUSA in their wills and estate plans, they ensure annual contributions to IRUSA in perpetuity, and fulfill their sadaqah jariyah goals.

A LONGSTANDING ISLAMIC TRADITION

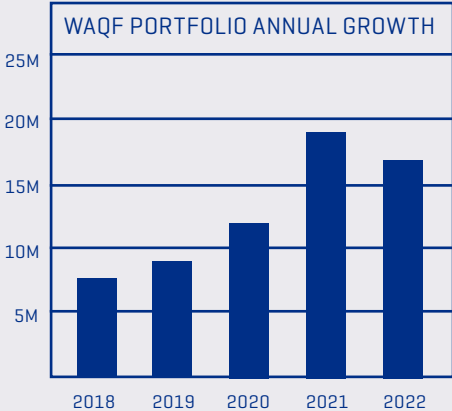
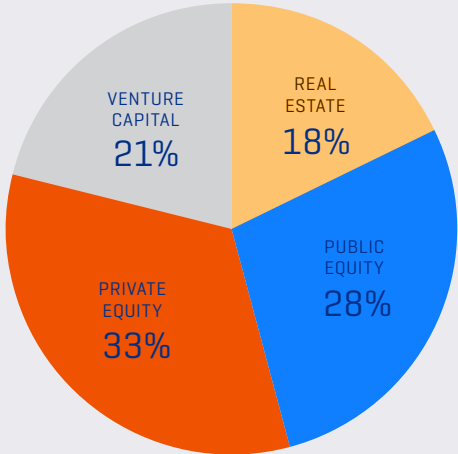
When the Prophet (SAW) arrived in Madinah, he discovered that the city had very little drinkable water other than Bi’r Rumah’s water (Rumah Well). He queried: “Who will purchase Bi’r Rumah to equally share the water drawn therefrom with his fellow Muslims and shall be rewarded with a better well in the Garden [of Eden]?” This prompted Uthman ibn Affan [ra] to hasten to buy it and make it a public endowment from which everyone can drink for free. This endowment/ waqf is still standing till today, over 1,400 years later.



REVIVING TRADITION · BUILDING A LEGACY · PLANTING A SEED FOR YOUR ETERNITY

IRUSAWAQF.ORG

INVESTMENT PORTFOLIO TYPE



| ALL ENDOWNMENTS | | |
|-----------------|-----------|--------------|
| YEAR | DONATIONS | TRANSACTIONS |
| 2017 | \$12,841 | 189 |
| 2018 | \$26,929 | 308 |
| 2019 | \$32,538 | 345 |
| 2020 | \$131,219 | 2,707 |
| 2021 | \$224,017 | 4,116 |
| 2022 | \$255,469 | 5,393 |
| TOTAL | \$683,012 | 13,058 |

2018-2022 GROWTH:
THE WAQF PORTFOLIO WENT FROM
\$8M TO \$17.3M

\$2.4M VARIANCE BETWEEN THE PAID CONTRIBUTION AND THE 2022 TOTAL INVESTMENT PORTFOLIO,
WITH 23.7% RETURN ON INVESTED ASSETS

FINANCIAL STATEMENTS

Consolidated Balance Sheets
December 31, 2022
[With Comparative Totals for 2021]

| ASSETS | 2022 | 2021 |
|-----------------------------------|----------------------|----------------------|
| Cash | \$57,208,903 | \$61,837,802 |
| Investments | \$31,855,140 | \$40,209,938 |
| Grant advances | \$121,482,784 | \$92,694,354 |
| Prepaid expenses and other assets | \$1,614,834 | \$1,121,448 |
| Property and equipment, net | \$4,358,163 | \$4,454,691 |
| | <u>\$216,519,824</u> | <u>\$200,318,233</u> |
| LIABILITIES: | | |
| Accounts payable | \$1,907,336 | \$2,217,025 |
| Grants payable | \$3,530,941 | \$1,555,744 |
| Note payable | - | - |
| Total liabilities | <u>\$5,438,277</u> | <u>\$3,772,769</u> |
| NET ASSETS | | |
| Without donor restrictions | \$82,042,037 | \$87,531,383 |
| With donor restrictions | <u>\$129,039,510</u> | <u>\$109,014,081</u> |
| | <u>\$211,081,547</u> | <u>\$196,545,464</u> |
| | <u>\$216,519,824</u> | <u>\$200,318,233</u> |

Consolidated Statement of Activities
December 31, 2022 · [With Comparative Totals for 2021]

| | Unrestricted | Temporarily Restricted | 2022 Total | 2021 Total |
|---|----------------------|------------------------|----------------------|----------------------|
| Support and revenue: | | | | |
| Contributions | \$51,072,774 | \$77,417,841 | \$128,490,615 | \$134,130,204 |
| Forgiveness of Paycheck Protection Program loan | -- | -- | -- | \$2,240,356 |
| In-kind contributions | \$241,821 | -- | \$241,821 | \$257,903 |
| Net assets released from restriction | \$57,392,412 | [57,392,412] | -- | -- |
| Total support and revenue: | <u>\$108,707,007</u> | <u>20,025,429]</u> | <u>\$128,732,436</u> | <u>\$136,628,463</u> |
| Expenses: | | | | |
| Program services | \$78,656,638 | -- | \$78,656,638 | \$48,853,974 |
| Management and general | \$2,790,997 | -- | \$2,790,997 | \$2,924,722 |
| Fundraising | \$22,840,612 | -- | \$22,840,612 | \$18,465,408 |
| Total expenses: | <u>\$104,288,247</u> | <u>--</u> | <u>\$104,288,247</u> | <u>\$70,244,104</u> |
| Change in net assets before other income | <u>\$4,418,760</u> | <u>\$20,025,429</u> | <u>\$24,444,189</u> | <u>\$66,384,359</u> |
| Other items: | | | | |
| Foreign currency [loss] exchange gain | [6,794] | -- | [6,794] | [4,134] |
| Unrealized gain on investments | [9,937,334] | -- | [9,937,334] | \$8,684,347 |
| Other income | <u>\$36,022</u> | <u>--</u> | <u>\$36,022</u> | <u>\$24,058</u> |
| Total other income: | <u>[9,908,106]</u> | <u>--</u> | <u>[9,908,106]</u> | <u>\$8,704,271</u> |
| Change in net assets | <u>[5,489,346]</u> | <u>\$20,025,429</u> | <u>\$14,536,083</u> | <u>\$75,088,630</u> |
| Net assets: | | | | |
| Beginning | \$87,531,383 | \$109,014,081 | \$196,545,464 | \$121,456,834 |
| Ending | <u>\$82,042,037</u> | <u>\$129,039,510</u> | <u>\$211,081,547</u> | <u>\$196,545,464</u> |

Consolidated Statement of Cash Flows
December 31, 2022 · [With Comparative Totals for 2021]

| | 2022 | 2021 |
|---|---------------------|---------------------|
| Cash flows from operating activities: | | |
| Change in net assets | \$14,536,083 | \$75,088,630 |
| Adjustments to reconcile change in net assets to net cash provided by (used in) operating activities: | | |
| Unrealized gain on investments | \$10,098,129 | [8,469,097] |
| Depreciation expense | \$183,242 | \$184,047 |
| Forgiveness of Paycheck Protection Program loan | | |
| Changes in assets and liabilities: | -- | [2,240,356] |
| (Increase) in: | | |
| Grants advances | [28,788,430] | [34,982,080] |
| Prepaid expenses and other assets | | |
| (Decrease) in: | | |
| Accounts payable | [493,386] | [85,036] |
| Grants payable | [309,689] | \$395,636 |
| Net cash provided by (used in) operating activities | <u>\$1,975,197</u> | <u>[1,496,203]</u> |
| | <u>[2,798,854]</u> | <u>\$28,395,541</u> |
| Cash flows from investing activities: | | |
| Purchase of property and equipment | [86,714] | [86,129] |
| Sales of investments | \$1,497,194 | \$7,647,846 |
| Purchase of investments | [3,240,525] | [19,974,273] |
| Net cash used in investing activities | <u>[1,830,045]</u> | <u>[12,412,556]</u> |
| Net (decrease) in cash | <u>[4,628,899]</u> | <u>\$15,982,985</u> |
| Cash: | | |
| Beginning | \$61,837,802 | \$45,854,817 |
| Ending: | <u>\$57,208,903</u> | <u>\$61,837,802</u> |



ISLAMIC RELIEF USA

P.O. Box 22250, Alexandria, VA 22304 · 1-855-447-1001 · info@irusa.org

A 501(c)(3) nonprofit organization [Tax ID# 95-4453134]



IRUSA.ORG
WORKING TOGETHER FOR A BETTER WORLD.



CONNECT WITH US ON

