



ISLAMIC RELIEF USA

2021 ANNUAL REPORT

IRUSA MISSION, VISION, AND VALUES



MISSION

Islamic Relief USA provides relief and development in a dignified manner regardless of gender, race, or religion, and works to empower individuals in their communities and give them a voice in the world.

VISION

Working together for a world free of poverty.

VALUES

إحسان
E X C E L L E N C E

Our actions in tackling poverty are marked by excellence in our operations and conduct, which the people we serve deserve.

إخلاص
S I N C E R I T Y

In responding to poverty and suffering, our efforts are driven by sincerity to God and the need to fulfill our obligations to humanity.

رحمة
C O M P A S S I O N

We believe the protection and well-being of every life is of paramount importance and we shall join with other humanitarians to act as one in responding to suffering brought on by disasters, poverty, and injustice.

أمانة
C U S T O D I A N S H I P

We uphold our duty of custodianship over the Earth, its resources, and the trust people place in us as humanitarian and development practitioners.

عدل
S O C I A L J U S T I C E

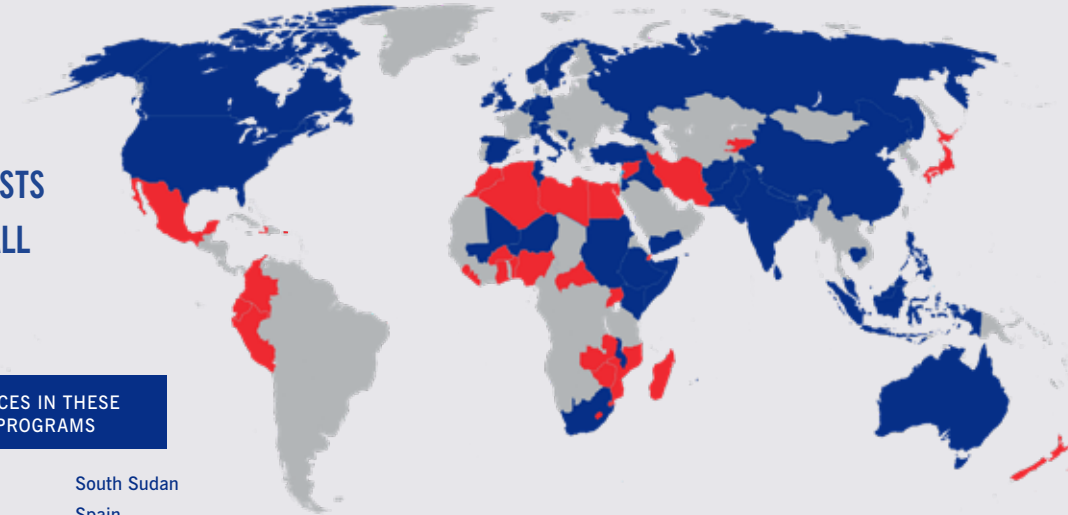
Our work is founded on enabling people and institutions to fulfill the rights of the poor and vulnerable. We work to empower the dispossessed towards realizing their God-given human potential and developing their capabilities and resources.

MAP OF ISLAMIC RELIEF WORLDWIDE

THE ISLAMIC RELIEF FAMILY CONSISTS
OF AFFILIATE AND FIELD OFFICES ALL
AROUND THE WORLD:

ISLAMIC RELIEF AFFILIATE AND FIELD OFFICES IN THESE
COUNTRIES SUPPORT AND IMPLEMENT PROGRAMS

Afghanistan	India	Mauritius	South Sudan
Albania	Indonesia	Myanmar	Spain
Australia	Iraq	Nepal	Sri Lanka
Bangladesh	Ireland	Netherlands	Sudan
Belgium	Italy	Niger	Sweden
Bosnia and Herzegovina	Jordan	Norway	Switzerland
	Kenya	Pakistan	Tunisia
Canada	Kosovo	Palestine	United Kingdom
Chechnya	Lebanon	Philippines	Yemen
China	Malawi	Singapore	
Ethiopia	Malaysia	Somalia	
Germany	Mali	South Africa	



THE IR FAMILY HAS SUPPORTED HUMANITARIAN EFFORTS
IN THESE COUNTRIES IN A LIMITED SCOPE

Algeria	Colombia	Japan	Mexico	Sierra Leone
Benin	Djibouti	Kyrgyzstan	Morocco	Swaziland
Burkina Faso	Ecuador	Lesotho	Mozambique	Syria
Central African Republic	Egypt	Liberia	New Zealand	Uganda
Chad	Ghana	Libya	Nigeria	Zambia
	Haiti	Madagascar	Puerto Rico	Zimbabwe

IRUSA BOARD OF DIRECTORS

Assalamu alaikum,

Despite the worsening global environment, Islamic Relief USA (IRUSA) continued to be on the frontlines of humanitarian relief and development at home and abroad with the help of our trusted volunteers, staff, partners, and donors. Throughout 2021, we witnessed the disastrous effects of conflict and climate change and encountered wildfires, floods, earthquakes, harsh winters, violent conflicts, famine, displacement, and extreme impoverishment. Yet, through it all, we supported over 4,689,755 people across 37 countries.

We invested more than \$70 million on international and domestic aid through 559 global and USA projects across six sectors: education; emergency response; food security and livelihood; health and nutrition; orphan sponsorship and support; and water, sanitation, and hygiene (WASH). We also helped curb food insecurity by providing 1,110,754 million people with Ramadan food boxes and 998,346 people with Qurbani meat.

The numbers speak volumes: IRUSA used the power of you – volunteers, staff, partners, and donors – to provide relief to those suffering around the world. Without you, and without the power of Allah (SWT), none of this could have been possible. We invite you to join us in appreciating the significant work that our power helped make happen through the will of Allah.

With gratitude,

Sharif Aly
Chief Executive Officer
Islamic Relief USA



SHARIF ALY
Chief Executive Officer

A special thank you to our Board of Directors for volunteering their time to help IRUSA achieve its vision of a world free of poverty.



ANWAR KHAN
President



HAMADI BENGALSIA
Chairman



HAMDY RADWAN, PHD



NANCY KHALIL, PHD



KHALED LAMADA



IHAB SAAD



(NOT PICTURED)
HUSSEIN ATA
Treasurer

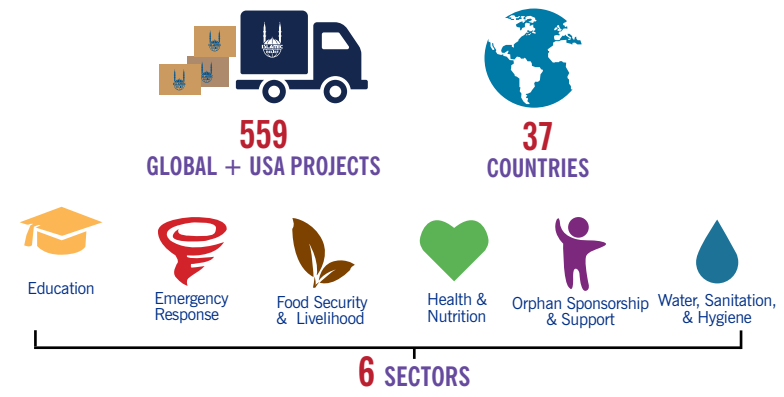
AHMED AZAM
Secretary



4,689,775 TOTAL PEOPLE SERVED


IN 37 COUNTRIES IN 2021

Afghanistan Albania Bangladesh Bosnia Chechnya Ethiopia Greece Haiti India
Indonesia Jordan Kenya Kosovo Lebanon Liberia Malawi Mali Morocco Mozambique
Myanmar Nepal Niger North Macedonia Pakistan Palestine Philippines Somalia
South Africa South Sudan Spain Sri Lanka Sudan Syria Tunisia Türkiye USA Yemen

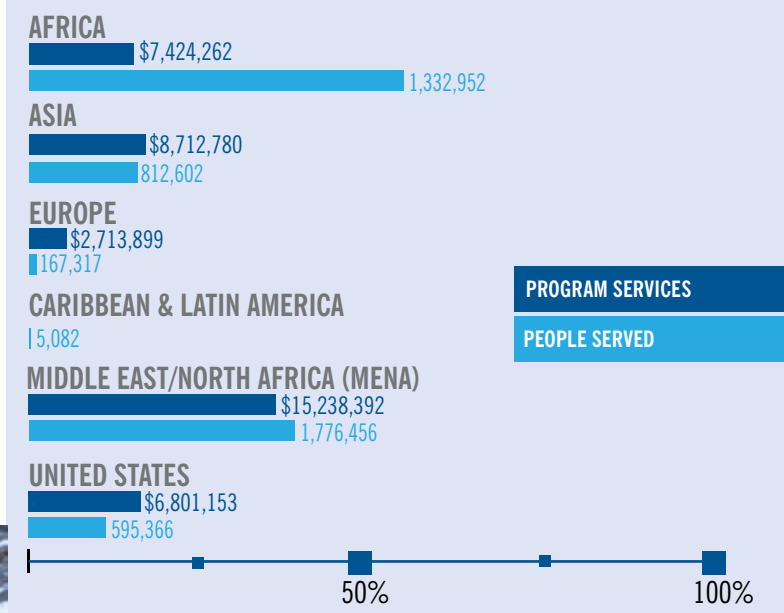


PROGRAM SERVICES & PEOPLE SERVED BY SECTOR

In 2021, donors assisted in response to COVID-19 with domestic and international initiatives. While a project could be categorized in more than one sector, they are assigned to only one. Data includes IRUSA's distribution of bulk item donations (Gifts in Kind) like medications, medical supplies, and vital foods.



PROGRAM SERVICES & PEOPLE SERVED BY REGION



FINANCIAL COMMITMENTS
Continued crisis in Syria and Yemen made the Middle East the largest region to receive aid. Africa and Asia remained priorities. Bulk item donation values are also included above; regional totals include a weighted average distribution of program services expenses.

DIVERSE COMMUNITIES
In 2021, IRUSA supported people across the world with direct services and bulk item donations, with Africa and the Middle East being strongly represented. The chart displays total people served by region for both international and domestic projects.

RAMADAN FOOD 2021



1,033,757

PEOPLE SERVED INTERNATIONALLY



76,997

PEOPLE SERVED IN THE US

TOTAL: 1,110,754 PEOPLE SERVED

QURBANI MEAT 2021



999,972

PEOPLE SERVED INTERNATIONAL



70,217

PEOPLE SERVED IN THE US

TOTAL: 1,070,189 PEOPLE SERVED



JORDAN



YEMEN



MALAWI

WORKING TO PUT ORPHANS FIRST

28,071

ORPHANS WERE BROUGHT RELIEF THROUGH YOUR AID

AFGHANISTAN 1,729

ALBANIA 338

BANGLADESH 1,915

BOSNIA 564

CHECHNYA 902

ETHIOPIA 855

INDIA 1,196

INDONESIA 368

IRAQ 478

JORDAN

KENYA

KOSOVO 350

LEBANON

MALAWI 372

MALI 1,115

NIGER 567

PAKISTAN 3,932

SOMALIA 1,341

SOUTH AFRICA 570

SRI LANKA 353

SUDAN 475

TUNISIA 237

TURKEY (SYRIAN REFUGEES) 643

YEMEN 3,159

→ HOST COMMUNITY: 616
→ PALESTINIAN REFUGEES: 1,794
→ SYRIAN REFUGEES: 199

→ HOST COMMUNITY: 669
→ SOMALIAN REFUGEES: 182

→ HOST COMMUNITY: 699
→ PALESTINIAN REFUGEES: 882
→ SYRIAN REFUGEES: 1,551

RESPONDING TO NEEDS IN AMERICA IN 2021



PARTNERSHIPS & PROJECTS ACROSS AMERICA

43
US-SPECIFIC
GRANTS

44
QURBANI
PROGRAMS

28
NATIONWIDE
DAY OF DIGNITY
EVENTS

39
THANKSGIVING
TURKEY
DISTRIBUTIONS

56
RAMADAN
FOOD
DISTRIBUTION
PARTNERSHIPS

12
SUMMER FOOD SERVICE PROJECTS

13
MLK DAY PROJECTS

31
RICE DISTRIBUTION
PROJECTS

23
MEAL PACKS

13
HOT MEAL
DISTRIBUTIONS

3
SEASONAL
PROJECTS

595,366
AMERICANS SERVED

Disaster Response Team services, as well as Zakat (charitable) services that help refugees and those in need with emergency financial support, are reported in the Emergency sector. Aid and beneficiaries for Day of Dignity, a multi-sectoral program, are displayed under Health and Nutrition. US Program Services includes a proportional amount of overall program services expenses.

323
US PROJECTS
& PARTNERSHIPS

18
STRATEGIC PARTNERSHIPS

\$6,789,553: US PROGRAM SERVICES

DISASTER RESPONSE TEAM

COLORADO
VACCINATION SUPPORT
APR. 18-APR. 25 • 361 HOUSEHOLDS

TEXAS
FINANCIAL ASSISTANCE
NOV. 11 • 25 HOUSEHOLDS

LOUISIANA
IDA RESPONSE DEPLOYMENT TO LA
SEPT. 2-SEPT. 10 • 2,500 HOUSEHOLDS
OCT. 4-OCT. 11 • 3 HOUSEHOLDS

WINTER RESPONSE
FEB. 20-FEB. 30 • 350 HOUSEHOLDS
FEB. 20-MAR. 30 • 500 HOUSEHOLDS
JUN. 6-JUN. 15 • 50 HOUSEHOLDS

MARYLAND
PRINCE GEORGE COUNTY MD
LONG TERM RECOVERY
FEB.-DEC. • 9 INDIVIDUALS

NORTH CAROLINA
NC FINANCIAL ASSISTANCE
SEPT. 27-SEPT. 30 • 86 HOUSEHOLDS

MICHIGAN
MICHIGAN FLOOD DEPLOYMENT
JUL. 10-JUL. 17 • 300 INDIVIDUALS



13
DRT RESPONSES

4,385
TOTAL
HOUSEHOLDS HELPED

HARNESSING THE POWER OF VOLUNTEERS

2,812 NEW
VOLUNTEERS

VOLUNTEER HOURS
LOGGED IN 2021
17,554,88

\$ 3,674,235
RAISED BY VOLUNTEERS
THROUGH PEER-TO-PEER

55 MEAL PACK
EVENTS

1,449,840
MEALS PACKED

VOLUNTEER
ACTIVITIES
155

PUBLIC AFFAIRS & ADVOCACY

466
MENTIONS IN THE NEWS

1.9 BILLION
READERS REACHED

16 OUTREACH INITIATIVES

30
MEETINGS WITH
CONGRESSIONAL
OFFICES

4 CONGRESSIONAL
NEWSLETTERS

106 CONGRESSIONAL
OFFICES OPENED
NEWSLETTERS

116
RAMADAN/EID VIDEO
GREETINGS AND LETTERS
OF RECOGNITION FROM
MEMBERS OF CONGRESS

COMMUNITY ENGAGEMENT

7
COVENTIONS &
CONFERENCES

269
VISITS TO ISLAMIC CENTERS
(FUNDRAISING/OUTREACH)

24
FUNDRAISING
EVENTS





IRUSA WAQF supports the long-term sustainability and growth of IRUSA. Endowments benefit non-profit organizations by investing assets and utilizing a portion of the returns to support the organization's efforts. This helps to create a consistent and predictable source of income for the organization, which can help to relieve pressure on the annual fund. Endowments can also assist organizations to widen their focus to more long-term and sustainable solutions.

IRUSA's strongest donors are committed to growing its endowment to ensure that we are able to continue to assist the underserved communities even beyond their own lifetimes. By including IRUSA in their wills and estate plans, they ensure annual contributions to IRUSA in perpetuity, and fulfill their Sadaqah Jariyah goals.

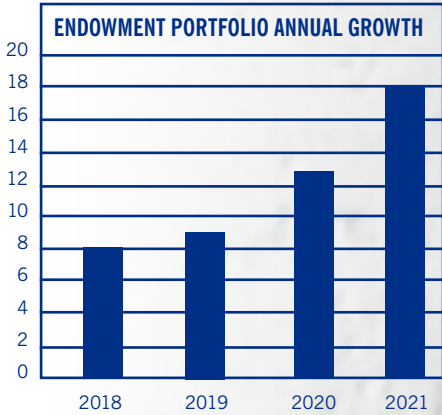
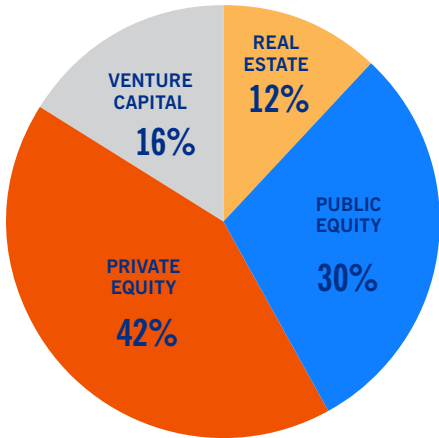
A LONGSTANDING ISLAMIC TRADITION

The practice of forming a waqf is based on the practice of the Prophet Muhammad (SAW) and his Companions (RA). For example, when Umar ibn al-Khattab (RA) received property at Khaibar, he went to the Prophet for advice on what to do with it. The Prophet suggested he dedicate it as a charitable endowment. Umar then gave the land in charity, with the condition that it be well-maintained and that its crop yield would always be given to charity.



REVIVING TRADITION • BUILDING A LEGACY • PLANT A SEED FOR YOUR ETERNITY
IRUSAWQF.ORG

INVESTMENT PORTFOLIO TYPE



ONLINE TRANSACTIONS		
YEAR	DONATIONS	TRANSACTIONS
2017	\$12,841	189
2018	\$52,185	320
2019	\$43,532	363
2020	\$139,193	2,742
2021	\$224,017	4,116
TOTAL	\$471,768	7,730

2021 GROWTH:
THE WAQF PORTFOLIO WENT FROM
\$11.8M TO \$17.9M
SINCE INCEPTION:
\$5.6M WITH 70% RETURN ON INVESTED ASSETS

FINANCIAL STATEMENTS

Consolidated Balance Sheets
December 31, 2021 • (With Comparative Totals for 2020)

ASSETS	2021	2020
Cash	\$61,837,802	\$45,854,817
Investments	\$40,209,938	\$19,414,414
Grant advances	\$92,694,354	\$57,712,274
Prepaid expenses and other assets	\$1,121,448	\$1,036,412
Property and equipment, net	\$4,454,691	\$4,552,609
	\$200,318,233	\$128,570,526
LIABILITIES:		
Accounts payable	\$2,217,025	\$1,861,426
Grants payable	\$1,555,744	\$3,051,947
Note payable	-	\$2,200,319
Total liabilities	\$3,772,769	\$7,113,692
NET ASSETS		
Without donor restrictions	\$87,531,383	\$56,962,260
With donor restrictions	\$109,014,081	\$64,494,574
	\$ 196,545,464	\$121,456,834
	\$200,318,233	\$128,570,526

See notes to consolidated financial statements.

Consolidated Statement of Activities
December 31, 2021 • (With Comparative Totals for 2020)

	Unrestricted	Temporarily Restricted	2021 Total	2020 Total
Support and revenue:				
Contributions	\$48,053,368	\$86,076,836	\$134,130,204	\$109,185,805
Forgiveness of Paycheck Protection Program loan	\$2,240,356	--	\$2,240,356	--
In-kind contributions	\$257,903	--	\$257,903	\$12,000
Net assets released from restriction	\$41,557,329	(41,557,329)	--	--
Total support and revenue:	\$92,108,956	(44,519,507)	\$136,628,463	\$109,197,805
Expenses:				
Program services	\$48,853,974	--	\$48,853,974	\$52,034,086
Management and general	\$2,924,722	--	\$2,924,722	\$4,319,630
Fundraising	\$18,465,408	--	\$18,465,408	\$13,707,232
Total expenses:	\$ 70,244,104	--	\$ 70,244,104	\$70,060,948
Change in net assets before other income	\$21,864,852	\$44,519,507	\$66,384,359	\$39,136,857
Other income:				
Foreign currency exchange gain	(4,134)	--	(4,134)	\$21,031
Unrealized gain on investments	\$8,684,347	--	\$8,684,347	\$5,119,747
Other income	\$24,058	--	\$24,058	\$136,070
Total other income:	\$8,704,271	--	\$8,704,271	\$5,276,848
Change in net assets	\$30,569,123	\$44,519,507	\$75,088,630	\$44,413,705
Net assets:				
Beginning	\$56,962,260	\$56,962,260	\$121,456,834	\$77,043,129

Consolidated Statement of Cash Flows
December 31, 2021 • (With Comparative Totals for 2020)

	2021	2020
Cash flows from operating activities:		
Change in net assets	\$75,088,630	\$44,413,705
Adjustments to reconcile change in net assets to net cash provided by (used in) operating activities:		
Unrealized gain on investments	(8,469,097)	(5,167,253)
Depreciation expense	184,047	\$242,249
Donated investments	(2,858,153)	(1,410,594)
Changes in assets and liabilities:		
Decrease (increase) in:		
Accounts receivable	--	\$9,655,731
Inventory-in-kind	--	(47,344,438)
Grants advances	(34,982,080)	\$2,468,193
Prepaid expenses and other assets	(85,036)	--
Decrease (increase) in:		
Accounts payable	\$395,636	(2,111,209)
Grants payable	(1,496,203)	(6,137,331)
Net cash provided by (used in) operating activities	25,537,388	(5,011,374)
Cash flows from investing activities:		
Purchase of property and equipment	(86,129)	(67,448)
Sales of investments	7,647,846	--
Purchase of investments	(17,116,120)	(958,020)
Net cash used in investing activities	(9,554,403)	(1,025,468)
Net (decrease) in cash	\$15,982,985	(3,796,486)
Cash:		
Beginning	\$45,854,817	\$49,651,303
Ending:	\$61,837,802	\$45,854,817



ISLAMIC RELIEF USA

P.O. Box 22250, Alexandria, VA 22304 • 1-855-447-1001 • info@irusa.org

A 501(c)(3) nonprofit organization (Tax ID# 95-4453134)



IRUSA.ORG

WORKING TOGETHER FOR A BETTER WORLD.



CONNECT WITH US ON SOCIAL MEDIA:

