

ISLAMIC RELIEF USA

2020 ANNUAL REPORT

IRUSA MISSION, VISION, AND VALUES



MISSION

Islamic Relief USA provides relief and development in a dignified manner regardless of gender, race, or religion, and works to empower individuals in their communities and give them a voice in the world.

VISION

Working together for a world free of poverty.

VALUES

إحسان
E X C E L L E N C E

Our actions in tackling poverty are marked by excellence in our operations and conduct, which the people we serve deserve.

إخلاص
S I N C E R I T Y

In responding to poverty and suffering, our efforts are driven by sincerity to God and the need to fulfill our obligations to humanity.

رحمة
C O M P A S S I O N

We believe the protection and well-being of every life is of paramount importance and we shall join with other humanitarians to act as one in responding to suffering brought on by disasters, poverty, and injustice.

أمانة
C U S T O D I A N S H I P

We uphold our duty of custodianship over the Earth, its resources, and the trust people place in us as humanitarian and development practitioners.

عدل
S O C I A L J U S T I C E

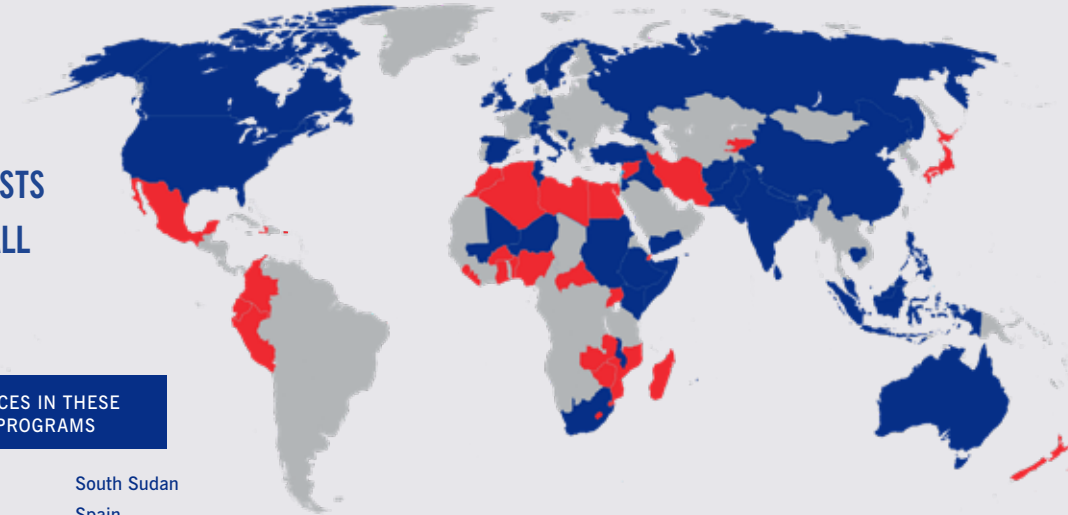
Our work is founded on enabling people and institutions to fulfill the rights of the poor and vulnerable. We work to empower the dispossessed towards realizing their God-given human potential and developing their capabilities and resources.

MAP OF ISLAMIC RELIEF WORLDWIDE

THE ISLAMIC RELIEF FAMILY CONSISTS
OF AFFILIATE AND FIELD OFFICES ALL
AROUND THE WORLD:

ISLAMIC RELIEF AFFILIATE AND FIELD OFFICES IN THESE
COUNTRIES SUPPORT AND IMPLEMENT PROGRAMS

Afghanistan	India	Mauritius	South Sudan
Albania	Indonesia	Myanmar	Spain
Australia	Iraq	Nepal	Sri Lanka
Bangladesh	Ireland	Netherlands	Sudan
Belgium	Italy	Niger	Sweden
Bosnia and Herzegovina	Jordan	Norway	Switzerland
	Kenya	Pakistan	Tunisia
Canada	Kosovo	Palestine	United Kingdom
Chechnya	Lebanon	Philippines	Yemen
China	Malawi	Singapore	
Ethiopia	Malaysia	Somalia	
Germany	Mali	South Africa	



THE IR FAMILY HAS SUPPORTED HUMANITARIAN EFFORTS
IN THESE COUNTRIES IN A LIMITED SCOPE

Algeria	Colombia	Japan	Mexico	Sierra Leone
Benin	Djibouti	Kyrgyzstan	Morocco	Swaziland
Burkina Faso	Ecuador	Lesotho	Mozambique	Syria
Central African Republic	Egypt	Liberia	New Zealand	Uganda
Chad	Ghana	Libya	Nigeria	Zambia
	Haiti	Madagascar	Puerto Rico	Zimbabwe

IRUSA BOARD OF DIRECTORS

Assalamu alaikum,

Despite the tragedies and hardship of this once-in-a-generation pandemic year, our humanitarian relief work continued in service to and support of people all across the globe. 2020 was a year in which our ability to render aid to those in need was met with new and unprecedented challenges to how we can do so in a COVID-19 pandemic environment. Safeguarding the health and well-being of our staff, volunteers, and people we serve meant adapting IRUSA operations without compromising on quality and excellence.

Social distancing and remote work allowed our operations to continue in earnest but deprived us of the in-person community that we look forward to throughout the year: praying together, breaking fast together, and gathering together for any and all occasions.

Along with our \$10 million pledge to help those around the world affected by COVID-19, we encountered a year marked by wildfires, floods, earthquakes, harsh winters, and violent conflicts. And through it all, we supported people striving to improve their livelihood, food and water security, and standard of living. The numbers speak volumes: nearly 5 million total beneficiaries, more than \$52 million spent on international and domestic aid in 41 countries, and more than 600 relief projects.

As you'll read in the ensuing pages, these numbers mark the stories of resilience, courage, and commitment of people everywhere working for a better world. From helping COVID-19 frontline workers, to responding to disasters and emergencies, to supporting women, children, and families, your aid made a critical difference. We invite you to join us in appreciating the significance of that impact.

With gratitude,

Sharif Aly
Chief Executive Officer
Islamic Relief USA



SHARIF ALY
Chief Executive Officer



ANWAR KHAN
President



HAMADI BENGABISA
Chairman



HAMDY RADWAN, PHD



NANCY KHALIL, PHD



KHALED LAMADA



IHAB SAAD

(NOT PICTURED)
HUSSEIN ATA
AHMED AZAM

A special thank you to our Board of Directors for volunteering their time to help IRUSA achieve its vision of a world free of poverty.




365 DAYS OF NON-STOP GLOBAL IMPACT

4,962,088 TOTAL PEOPLE SERVED IN 41 COUNTRIES IN 2020



Methodology and Sources


The overall financial figures in this report were drawn from our 2020 audited financial statements or 2020 IRS Form 990, which were both calculated on an accrual basis. Detailed country financial data was drawn from grant records and reports from the implementing party in the field. The 41 countries mentioned on this page include the U.S. Estimates of total people served are based on project reports from the implementing party in the field or other quantifiable data sources. The total is calculated by including any person who received aid in 2020 through an IRUSA-funded project or Gifts in Kind aid. For projects funded and implemented over several years, it's possible for the same person to receive aid over several years and thus be included more than once. In this circumstance, we count that person once per calendar year. A person of multiple projects may be counted more than once.



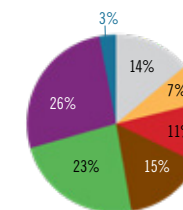
PROGRAM SERVICES & PEOPLE SERVED BY SECTOR AND REGION

PROGRAM SERVICES & PEOPLE SERVED BY SECTOR

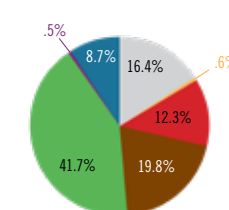
In 2020, donors assisted in response to COVID-19 with domestic and international initiatives. While a project could be categorized in more than one sector, they are assigned to only one. Data includes IRUSA's distribution of bulk item donations (Gifts in Kind) like medications, medical supplies, and vital foods.




PROGRAM SERVICES
BY SECTOR



PEOPLE SERVED
BY SECTOR



PROGRAM SERVICES & PEOPLE SERVED BY REGION



FINANCIAL COMMITMENTS

Continued crisis in Syria and Yemen made the Middle East the largest region to receive aid. Africa and Asia remained priorities. Bulk item donation values are also included above; regional totals include a weighted average distribution of program services expenses.

DIVERSE COMMUNITIES

In 2020, IRUSA supported people across the world with direct services and bulk item donations, with Africa and the Middle East being strongly represented. The chart displays total people served by region for both international and domestic projects.

RAMADAN FOOD 2020



248,617

PEOPLE SERVED INTERNATIONALLY



70,831

PEOPLE SERVED IN THE U.S.

TOTAL: 319,448 PEOPLE SERVED

QURBANI MEAT 2020



646,541

PEOPLE SERVED INTERNATIONALLY



57,150

PEOPLE SERVED IN THE U.S.

TOTAL: 703,691 PEOPLE SERVED



KENYA



SRI LANKA



MALAWI

WORKING TO PUT ORPHANS FIRST

24,951

ORPHANS WERE BROUGHT RELIEF THROUGH YOUR AID

AFGHANISTAN 1,484
ALBANIA 274
BANGLADESH 1,661
BOSNIA 500
CHAD 298
CHECHNYA 787
ETHIOPIA 785
INDIA 1,199
INDONESIA 283
IRAQ 478
JORDAN 2,360 → PALESTINIAN REFUGEE: 1,581
KENYA 851 → SOMALIAN REFUGEE: 182 SYRIAN REFUGEE: 188
KOSOVO 312 JORDAN: 591
LEBANON 2,625 → PALESTINIAN REFUGEE: 706
MALAWI 274 SYRIAN REFUGEE: 1,560
MALI 1,074 LEBANON: 359
NIGER 520
PAKISTAN 3,690
SOMALIA 1,325
SOUTH AFRICA 551
SRI LANKA 329
TUNISIA 227
TURKEY (SYRIAN REFUGEES) 372
YEMEN 2,692

RESPONDING TO NEEDS IN AMERICA IN 2020



PARTNERSHIPS & PROJECTS ACROSS AMERICA

45
U.S.-SPECIFIC
GRANTS

37
QURBANI
PROGRAMS

19
NATIONWIDE
DAY OF DIGNITY
EVENTS

22
THANKSGIVING
TURKEY
DISTRIBUTION
EVENTS

44
RAMADAN
FOOD
DISTRIBUTION
PARTNERSHIPS

11
SUMMER FOOD SERVICE SITES

13
AD HOC SEASONAL PROJECTS

31
RICE DISTRIBUTION
PROJECTS

\$7,365,137: US PROGRAM SERVICES

**815,389
AMERICANS SERVED**

Disaster Response Team services, as well as Zakat (charitable) services that help refugees and those in need with emergency financial support, are reported in the Emergency sector. Aid and beneficiaries for Day of Dignity, a multi-sectoral program, are displayed under Health and Nutrition. U.S. Program Services includes a proportional amount of overall program services expenses.

47
EMERGENCY MASJID
DONATION PARTNERS

44
COVID-19 PHASE 1 FOOD
SECURITY FUNDING

10
STRATEGIC PARTNERSHIPS

55
COVID-19 PHASE
2 EMERGENCY
FUNDING

**479 U.S. PROJECTS
AND PARTNERSHIPS**

DISASTER RESPONSE TEAM

PUERTO RICO
**PUERTO RICO EARTHQUAKE
RESPONSE**
JAN. 11-13 • 250 HOUSEHOLDS

PUERTO RICO
**PUERTO RICO HURRICANE ISAIAS
RESPONSE**
OCT. 20- NOV.20 • 40 HOUSEHOLDS

PUERTO RICO
**HURRICANE MARIA AND
EARTHQUAKES RECOVERY**
OCT. 13-27 • 3 HOUSEHOLDS

TEXAS AND LOUISIANA
**HURRICANE LAURA FINANCIAL
ASSISTANCE RESPONSE**
OCT. 7-14 • 60 HOUSEHOLDS

NEW YORK CITY, NY
**FEEDING NYC FRONTLINE
WORKERS**
MAY 15 • 275 INDIVIDUALS

HOUSTON, TX
**HURRICANE HARVEY LONG TERM
RECOVERY**
JUNE- DEC. • 26 HOUSEHOLDS

NEW YORK CITY, NY
**COVID-19 EMERGENCY FUNDING
RESPONSE**
AUG 3-OCT.3 • 1,040 HOUSEHOLDS

CALIFORNIA
**NORTHERN CALIFORNIA
WILDFIRES FINANCIAL ASSISTANCE
RESPONSE**
OCT. 10-11 • 150 HOUSEHOLDS

1,569 TOTAL
HOUSEHOLDS HELPED
(*EXCLUDES 275 NYC FRONTLINE
WORKERS)

COVID-19 PANDEMIC



"Every front line worker has a uniform they wear. When we wear our blue shirts it activates a duty and an obligation to serve and assist those in need around the world regardless if it is a hurricane, famine, flood, or worldwide pandemic. It has not been easy but our Creator only gives us what we can handle. We have responded with more work than any time in our history and I have been proud to wear the uniform of Islamic Relief USA."

Said Durrah
Assistant Director of
Volunteer Engagement
Islamic Relief USA

When the COVID-19 pandemic caused unprecedented lockdowns around the globe, it impacted the ways we work, live, and serve. For IRUSA, that meant leaning forward with new ways to manage our relief operations with an increase in virtual and no contact approaches. Our rapid adaptation to this new reality led to changes in how we interfaced with employees, volunteers, and supporters; communicated within and across our teams; conducted travel; and transformed many of our activities and events from in-person to virtual---all to ensure continued programmatic response and the safety and well-being of our staff and volunteers and those we serve.

From the very onset of the pandemic, unfolding developments from the CDC and other federal health and safety officials guided our safety practices every step of the way. From fundraising to leveraging virtual event spaces to establishing the IRUSA COVID-19 Taskforce, we adapted our operations so that we could continue to engage with our audiences in meaningful ways, raise funds for important humanitarian programming, care for our staff through robust measures such as the Employee Assistance Program, and implement programs in a safe environment. For example, our Thanksgiving turkey distribution program offered home delivery to safeguard the health of our employees, staff, volunteers, and meal recipients. COVID-19 affected each of us individually and as an organization, yet we remained steadfast in our commitment to our mission and achieved a year of strong performance in the face of formidable challenges.

HARNESSING THE POWER OF VOLUNTEERS

1,131
VOLUNTEERS

VOLUNTEER HOURS
LOGGED IN 2020
3,211



34 MEAL PACKS

205,024
MEALS PACKED

VOLUNTEER
ACTIVITIES
103

PUBLIC AFFAIRS & ADVOCACY

1,804 MEDIA ARTICLES
MENTIONED ISLAMIC RELIEF USA

3.986 BILLION
READERS REACHED

37

MEETINGS WITH
CONGRESSIONAL
OFFICES

4

CONGRESSIONAL
NEWSLETTERS

77

CONGRESSIONAL
OFFICES OPENING
NEWSLETTERS

88

RAMADAN/EID VIDEO
GREETINGS AND LETTERS
OF RECOGNITION FROM
MEMBERS OF CONGRESS



COMMUNITY ENGAGEMENT

4

COVENTIONS &
CONFERENCES

127

VISITS TO ISLAMIC CENTERS
(FUNDRAISING/OUTREACH)

52

FUNDRAISING
EVENTS



FINANCIAL STATEMENTS

Consolidated Balance Sheets
December 31, 2020 • (With Comparative Totals for 2019)

ASSETS	2020	2019
Cash	\$45,854,817	\$49,651,303
Investments	\$19,414,414	\$11,878,547
Accounts receivable	\$15,833	\$395,406
Grant advances	\$57,712,274	\$10,367,836
Other assets	\$1,020,579	\$3,488,772
Inventory - in-kind	-	\$9,655,731
Property and equipment, net	\$4,552,609	\$4,727,410
	\$128,570,526	\$90,165,005
LIABILITIES:		
Accounts payable	\$1,861,426	\$3,932,598
Grants payable	\$3,051,947	\$9,189,278
Note payable	\$2,200,319	-
Total liabilities	\$7,113,692	\$13,121,876
NET ASSETS		
Without donor restrictions	\$56,962,260	\$36,557,578
With donor restrictions	\$64,494,574	\$40,485,551
	\$121,456,834	\$77,043,129
	\$128,570,526	\$90,165,005

See notes to consolidated financial statements.

Consolidated Statement of Activities
December 31, 2020 • (With Comparative Totals for 2019)

	Without Donor Restrictions	With Donor Restrictions	2020 Total	2019 Total
Support and revenue:				
Contributions	\$48,518,511	\$60,667,294	\$109,185,805	\$80,934,074
In-kind contributions	\$12,000	--	\$12,000	\$9,655,731
Net assets released from restriction	\$36,658,271	(36,658,271)	--	--
Total support and revenue:	\$85,188,782	24,009,023	\$109,197,805	\$90,589,805
Expenses:				
Program services	\$52,034,086	--	\$52,034,086	\$49,853,083
Management and general	\$4,319,630	--	\$4,319,630	\$4,035,746
Fundraising	\$13,707,232	--	\$13,707,232	\$16,099,467
Total expenses:	\$70,060,948	--	\$70,060,948	\$69,988,296
Change in net assets before other income	\$15,127,834	\$24,009,023	\$39,136,857	\$20,601,509
Other income:				
Foreign currency exchange gain	\$21,031	--	\$21,031	\$8,039
Unrealized gain on investments	\$5,119,747	--	\$5,119,747	\$2,440,286
Other income	\$136,070	--	\$136,070	\$111,784
Total other income:	\$5,276,848	--	\$5,276,848	\$2,560,109
Change in net assets	\$20,404,682	\$24,009,023	\$44,413,705	\$23,161,618
Net assets:				
Beginning	\$36,557,578	\$40,485,551	\$77,043,129	\$53,881,511
Ending	\$56,962,260	\$64,494,574	\$121,456,834	\$77,043,129

Consolidated Statement of Cash Flows
December 31, 2020 • (With Comparative Totals for 2019)

	2020	2019
Cash flows from operating activities:	\$44,413,705	
Change in net assets		
Adjustments to reconcile change in net assets to net cash provided by (used in) operating activities:	(5,167,253)	(2,485,376)
Unrealized gain on investments	\$242,249	\$408,023
Depreciation expense	--	\$3,276
Loss on disposal of property and equipment	(1,410,594)	(1,328,461)
Donated investments		
Changes in assets and liabilities:		
Increase (decrease) in:		
Accounts receivable	\$379,573	(177,096)
Inventory-in-kind	\$9,655,731	\$9,095,591
Grant advances	(47,344,438)	(10,368,463)
Prepaid expenses and other assets	\$2,468,193	(2,722,486)
Increase (decrease) in:		
Accounts payable	\$2,071,142	\$2,071,142
Grants payable	(6,137,331)	\$18,093,991
Net cash provided by (used in) operating activities	(4,971,337)	(436,398)
Cash flows from investing activities:	(67,448)	(974,958)
Purchase of property and equipment	--	187,197
Sales of investments	(958,020)	(1,230,355)
Purchase of investments	(1,025,468)	(2,018,116)
Net cash used in investing activities	\$2,200,319	--
Cash flows from financing activities:	\$2,200,319	--
Proceeds from note payable	(3,796,486)	(2,454,514)
Net cash provided by financing activities	\$49,651,303	\$52,105,817
Net (decrease) in cash	\$45,854,817	\$49,651,303
Cash:		
Beginning		
End		



ISLAMIC RELIEF USA

P.O. Box 22250, Alexandria, VA 22304 • 1-855-447-1001 • info@irusa.org

A 501(c)(3) nonprofit organization (Tax ID# 95-4453134)



IRUSA.ORG

WORKING TOGETHER FOR A BETTER WORLD.



CONNECT WITH US ON SOCIAL MEDIA:

