




ISLAMIC RELIEF USA

# 2019 ANNUAL REPORT

# IRUSA MISSION, VISION, AND VALUES



## MISSION

Islamic Relief USA provides relief and development in a dignified manner regardless of gender, race, or religion, and works to empower individuals in their communities and give them a voice in the world.

## VISION

Working together for a world free of poverty.

## VALUES

إحسان  
E X C E L L E N C E

Our actions in tackling poverty are marked by excellence in our operations and conduct, which the people we serve deserve.

إخلاص  
S I N C E R I T Y

In responding to poverty and suffering, our efforts are driven by sincerity to God and the need to fulfill our obligations to humanity.

رحمة  
C O M P A S S I O N

We believe the protection and well-being of every life is of paramount importance and we shall join with other humanitarians to act as one in responding to suffering brought on by disasters, poverty, and injustice.

أمانة  
C U S T O D I A N S H I P

We uphold our duty of custodianship all over the Earth, its resources, and the trust people place in us as humanitarian and development practitioners.

عدل  
S O C I A L   J U S T I C E

Our work is founded on enabling people and institutions to fulfill the rights of the poor and vulnerable. We work to empower the dispossessed towards realizing their God-given human potential and developing their capabilities and resources.

# MAP OF ISLAMIC RELIEF WORLDWIDE 2019

THE ISLAMIC RELIEF FAMILY CONSISTS  
OF AFFILIATE AND FIELD OFFICES ALL  
AROUND THE WORLD:

ISLAMIC RELIEF AFFILIATE AND FIELD OFFICES IN THESE  
COUNTRIES SUPPORT AND IMPLEMENT PROGRAMS

Afghanistan	Germany	Mali	South Africa
Albania	India	Mauritius	South Sudan
Australia	Indonesia	Myanmar	Spain
Bangladesh	Iraq	Nepal	Sri Lanka
Belgium	Ireland	Netherlands	Sudan
Bosnia and Herzegovina	Italy	Niger	Sweden
Canada	Jordan	Norway	Switzerland
Chad	Kenya	Pakistan	Tunisia
Chechnya	Kosovo	Palestine	Turkey
China	Lebanon	Philippines	United Kingdom
Ethiopia	Malawi	Singapore	Yemen
	Malaysia	Somalia	

THE IR FAMILY HAS SUPPORTED HUMANITARIAN EFFORTS  
IN THESE COUNTRIES IN A LIMITED SCOPE

Algeria	Djibouti	Kyrgyzstan	Morocco	Syria
Benin	Ecuador	Lesotho	Mozambique	Uganda
Burkina Faso	Egypt	Liberia	New Zealand	Zambia
Central African Republic	Ghana	Libya	Nigeria	Zimbabwe
Colombia	Haiti	Madagascar	Sierra Leone	
	Japan	Mexico	Swaziland	



# IRUSA BOARD OF DIRECTORS

Assalaam Alaikum,

In 2019, Islamic Relief USA proudly continued its legacy of worldwide humanitarian service. The compassionate aid of our donors as well as the sincere efforts of our staff led to positive impact on millions of lives in over 48 countries, including the United States. This annual report showcases that impact during 2019, often from a numerical perspective. The numbers included here are powerful — over 3.1 million total beneficiaries, over \$45 million of international relief and \$2.5 million of domestic aid, and hundreds of unique projects across the globe.

These numbers are a representation of the perseverance of our partners and the compassion of our donors.

They also tell the powerful story of women and girls who no longer must walk long distances to obtain water in Africa, and instead attend school or earn a living. They tell the story of thousands of needy families who enjoyed free, protein-rich meals during the holidays. And they tell the stories of the world’s most vulnerable inhabitants—orphans, widows, refugees, and disaster victims—who received vital support when it was needed most.

Each number in this report is connected to a real life that was positively influenced. As you read, we invite you to join us in appreciating the significance of that impact.

With gratitude,

Sharif Aly  
Chief Executive Officer  
Islamic Relief USA



SHARIF ALY  
Chief Executive Officer



ANWAR KHAN  
President



KHALED LAMADA  
Chairman



HAMDY RADWAN, PhD  
Vice Chairman



HAMADI BENGABSIA  
Treasurer



NANCY KHALIL, PhD  
Member



MOHAMED AMR ATTAWIA, MD  
Member

*A special thank you to our Board of Directors for volunteering their time to help IRUSA achieve its vision of a world free of poverty.*

# 365 DAYS OF NON-STOP GLOBAL IMPACT

## 3,194,303 TOTAL BENEFICIARIES IN 48 COUNTRIES IN 2019



### Methodology and Sources

The overall financial figures in this report were drawn from our 2019 audited financial statements or 2019 IRS Form 990, which were both calculated on an accrual basis. Detailed country financial data was drawn from grant records and reports from the implementing party in the field.

The 48 countries mentioned on this page include the U.S.

All beneficiary totals are estimates based on project reports from the implementing party in the field or other quantifiable data sources. Total beneficiaries are calculated by including any person who received aid in 2019 through an IRUSA-funded project or Gifts in Kind aid. For projects funded and implemented over several years, it's possible for the same person to receive aid over several years and thus be included more than once in the beneficiary count. In this circumstance, we count that person as a beneficiary once per calendar year. A beneficiary of multiple projects may be counted more than once.



3,194,303  
TOTAL BENEFICIARIES



134  
GLOBAL PROJECTS



48  
COUNTRIES



Education



Emergency Response



Food Security & Livelihood



Health & Nutrition



Orphan Sponsorship & Support



Water, Sanitation, & Hygiene

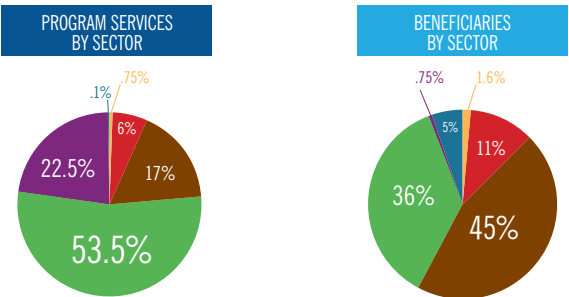

6 SECTORS



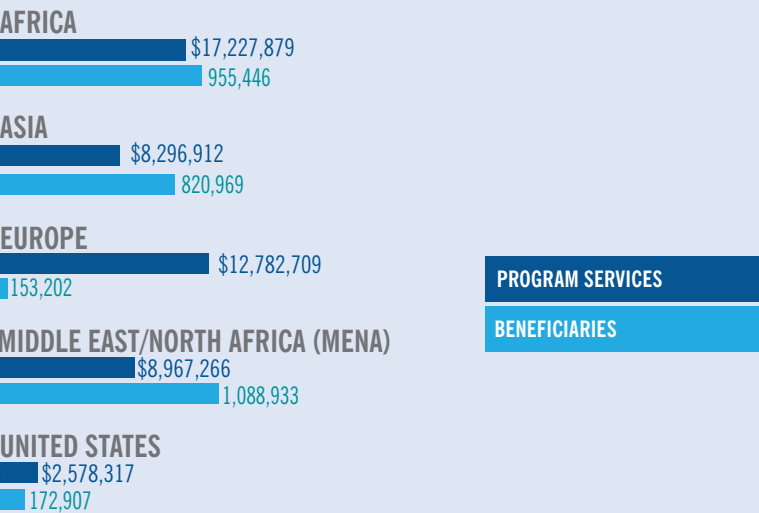
# PROGRAM SERVICES & BENEFICIARIES BY SECTOR AND REGION

## PROGRAM SERVICES & BENEFICIARIES BY SECTOR

In 2019, donors assisted in emergencies such as, famine in Kenya, crises in Syria and Yemen, and humanitarian need around Myanmar. Projects can be categorized across multiple sectors, but are assigned only one below. Data includes IRUSA's distribution of bulk item donations (Gifts in Kind) like medications, medical supplies, and vital foods.



## PROGRAM SERVICES & BENEFICIARIES BY REGION



**FINANCIAL COMMITMENTS**

Continued crisis in Syria and Yemen made the Middle East the largest region to receive aid. Africa and Asia remained priorities. Bulk item donation values are also included above; regional totals include a weighted average distribution of program services expenses.

**DIVERSE BENEFICIARIES**

Almost half of all IRUSA beneficiaries live in the Middle East or North Africa. More than one third reside in Africa. The chart above displays total regional beneficiary counts from international and domestic projects, as well as beneficiaries of bulk item donations.



# RAMADAN FOOD 2019

245,831

PEOPLE SERVED INTERNATIONALLY

14,951

PEOPLE SERVED IN THE U.S.

**TOTAL: 260,782 PEOPLE SERVED**

# QURBANI MEAT 2019

925,319

PEOPLE SERVED INTERNATIONALLY

21,680

PEOPLE SERVED IN THE U.S.

**TOTAL: 946,999 PEOPLE SERVED**



MALI



JORDAN



BANGLADESH

## WORKING TO PUT ORPHANS FIRST

# 21,725

## ORPHANS WERE BROUGHT RELIEF THROUGH YOUR AID

AFGHANISTAN 1,328

ALBANIA 236

BANGLADESH 1,428

BOSNIA 412

CHAD 298

CHECHNYA 690

ETHIOPIA 645

INDIA 1,171

INDONESIA 257

IRAQ 504

JORDAN 2,134

→ PALESTINIAN REFUGEE: 1,573

SYRIAN REFUGEE: 134

JORDAN: 427

KENYA 803

KOSOVA 195

LEBANON 1,020

→ PALESTINIAN REFUGEE: 727

SYRIAN REFUGEE: 20

LEBANON: 273

MALAWI 206

MALI 206

NIGER 498

PAKISTAN 3,141

SOMALIA 1,115

SOUTH AFRICA 331

SRI LANKA 287

SYRIA 1,271

TUNISIA 177

TURKEY 37


YEMEN 2,600



# RESPONDING TO NEEDS IN AMERICA IN 2019

**\$2,578,317**  
**U.S. PROGRAM SERVICES**  
**172,907**  
**AMERICANS SERVED**

Disaster Response Team services, as well as Zakat (charitable) services that help refugees and those in need with emergency financial support, are reported in the Emergency sector. Aid and beneficiaries for Day of Dignity, a multi-sectoral program, are displayed under Health and Nutrition. U.S. Program Services includes a proportional amount of overall program services expenses.



## PARTNERSHIPS & PROJECTS ACROSS AMERICA

**38**  
U.S.-SPECIFIC  
GRANTS

**17**  
QURBANI  
PROGRAMS

**22**  
NATIONWIDE  
DAY OF DIGNITY  
EVENTS

**1** THANKSGIVING  
TURKEY  
DISTRIBUTION  
EVENTS

**27** RAMADAN  
FOOD  
DISTRIBUTION  
PARTNERSHIPS

**8** SUMMER FOOD SERVICE SITES

**113** U.S. PROJECTS  
AND PARTNERSHIPS

## DISASTER RESPONSE TEAM

### ALBANY, NY

**ALBANY FIRE RESPONSE (W/CCUSA)**  
JUN. 19 • 23 HOUSEHOLDS

### HOUSTON, TX

**PROJECT RECOVERY: HURRICANE HARVEY**  
ALL OF 2019 • 11 HOUSEHOLDS

### OCRACOKE, NC

**HURRICANE DORIAN RESPONSE**  
NOV. 19 • 4 HOUSEHOLDS

**3** TOTAL # OF  
DRT RESPONSES

**38**  
HOUSEHOLDS

## HARNESSING THE POWER OF VOLUNTEERS

5,218  
VOLUNTEERS

VOLUNTEER HOURS  
LOGGED IN 2019  
23,408.54

VOLUNTEERS RAISED  
\$500,000

TOYS DISTRIBUTED  
TO VULNERABLE  
CHILDREN FOR EID  
5,000

4  
CHALLENGES  
123  
CHALLENGERS

VOLUNTEERS  
FOR MAJOR  
EMERGENCIES  
57

VOLUNTEER  
ACTIVITIES  
271

34 MEAL PACKS

760,104  
MEALS PACKED

## PUBLIC AFFAIRS & ADVOCACY

- PROMOTION
- PARTNERSHIP
- POLICY
- PROTECTION

1,505 ARTICLES  
MENTIONED ISLAMIC RELIEF USA  
2.701 BILLION  
READERS REACHED

100+  
GOVERNMENT  
ENGAGEMENTS AND  
OUTREACH INITIATIVES



## ONLINE/OFFLINE ENGAGEMENT

SOCIAL  
MEDIA



7 PLATFORMS

418,800  
FOLLOWERS

142  
FUNDRAISING  
EVENTS

1,904,429  
WEB VIEWS





# FINANCIAL STATEMENTS

Consolidated Balance Sheets  
December 31, 2019 • (With Comparative Totals for 2018)

ASSETS	2019	2018
Cash	\$49,651,303	\$52,105,817
Investments	\$11,878,547	\$7,021,372
Accounts receivable	\$395,406	\$218,310
Grant advances and other assets	\$13,856,608	\$765,659
Inventory - in-kind	\$9,655,731	\$18,751,322
Property and equipment, net	\$4,727,410	\$4,163,751
	<b>\$90,165,005</b>	<b>\$83,026,231</b>
<b>LIABILITIES:</b>		
Accounts payable	\$3,932,598	\$1,861,451
Grants payable	\$9,189,278	\$27,283,269
<b>Total liabilities</b>	<b>\$13,121,8760</b>	<b>\$29,144,720</b>
<b>NET ASSETS</b>		
Without donor restrictions	\$36,557,578	\$31,877,428
Temporarily restricted	\$40,485,551	\$22,004,083
	<b>\$77,043,129</b>	<b>\$53,881,511</b>
	<b>\$90,165,005</b>	<b>\$83,026,231</b>

See notes to consolidated financial statements.

Consolidated Statement of Activities  
December 31, 2019 • (With Comparative Totals for 2018)

	Unrestricted	Temporarily Restricted	2019 Total	2018 Total
<b>Support and revenue:</b>				
Contributions	\$34,821,057	\$46,113,017	\$80,934,074	\$78,493,381
In-kind contributions	\$9,655,731	--	\$9,655,731	\$29,415,863
Net assets released from restriction	\$27,631,549	(27,631,549)	--	--
<b>Total support and revenue:</b>	<b>\$72,108,337</b>	<b>18,481,468</b>	<b>\$90,589,805</b>	<b>\$107,909,244</b>
<b>Expenses:</b>				
Program services	\$49,853,083	--	\$49,853,083	\$63,734,039
Management and general	\$4,035,746	--	\$4,035,746	\$4,656,724
Fundraising	\$16,099,467	--	\$16,099,467	\$14,571,725
<b>Total expenses:</b>	<b>\$69,988,296</b>	<b>--</b>	<b>\$69,988,296</b>	<b>\$82,962,488</b>
<b>Change in net assets before other income</b>	<b>\$2,120,041</b>	<b>\$18,481,468</b>	<b>\$20,601,509</b>	<b>\$24,946,756</b>
<b>Other income:</b>				
Foreign currency exchange gain	\$8,039	--	\$8,039	\$8,039
Unrealized gain on investments	\$2,440,286	--	\$2,440,286	(289,475)
Other income	\$111,784	--	\$111,784	\$22,984
<b>Total other income:</b>	<b>\$2,560,109</b>	<b>--</b>	<b>\$2,560,109</b>	<b>(46,583)</b>
<b>Change in net assets</b>	<b>\$4,680,150</b>	<b>\$18,481,468</b>	<b>\$23,161,618</b>	<b>\$24,900,173</b>
<b>Net assets:</b>				
Beginning	\$31,877,428	\$22,004,083	\$53,881,511	\$28,981,33
Ending	\$36,557,578	\$40,485,551	\$77,043,129	\$53,881,511

Consolidated Statement of Cash Flows  
December 31, 2019 • (With Comparative Totals for 2018)

	2019	2018
<b>Cash flows from operating activities:</b>		
Change in net assets	\$23,161,618	\$24,900,173
<b>Adjustments to reconcile change in net assets to net cash provided by (used in) operating activities:</b>		
Unrealized gain on investments	(2,485,376)	\$289,475
Depreciation expense	\$408,023	\$340,988
Donated investments	(1,328,641)	(1,136,841)
<b>Changes in assets and liabilities:</b>		
<b>Decrease (increase) in:</b>		
Accounts receivable	(177,096)	(216,436)
Inventory-in-kind	\$9,095,591	(18,448,322)
Prepaid expenses and other assets	(13,090,949)	\$27,607
<b>Decrease (increase) in:</b>		
Accounts payable	\$2,071,147	\$581,458
Grants payable	(18,093,991)	\$4,710,316
<b>Net cash provided by (used in) operating activities</b>	<b>(436,398)</b>	<b>\$11,048,418</b>
<b>Cash flows from investing activities:</b>		
Purchase of property and equipment	(974,958)	(308,351)
Sales of investments	187,197	--
Purchase of investments	(1,230,355)	(728,511)
<b>Net cash used in investing activities</b>	<b>(2,018,116)</b>	<b>(1,036,862)</b>
<b>Net increase (decrease) in cash</b>	<b>(2,454,514)</b>	<b>\$10,011,556</b>
<b>Cash:</b>		
Beginning	\$52,105,817	\$42,094,261
Ending:	\$49,651,303	\$52,105,817





# ISLAMIC RELIEF USA

P.O. Box 22250, Alexandria, VA 22304 • 1-855-447-1001 • [info@irusa.org](mailto:info@irusa.org)

A 501(c)(3) nonprofit organization (Tax ID# 95-4453134)



## IRUSA.ORG

WORKING TOGETHER FOR A BETTER WORLD.



CONNECT WITH US ON SOCIAL MEDIA:

