




ISLAMIC RELIEF USA

# 2018 ANNUAL REPORT

# IRUSA MISSION, VISION, AND VALUES



**MISSION**  
Islamic Relief USA provides relief and development in a dignified manner regardless of gender, race, or religion, and works to empower individuals in their communities and give them a voice in the world.

**VISION**  
Working together for a world free of poverty.

إحسان  
E X C E L L E N C E

Our actions in tackling poverty are marked by excellence in our operations and conduct, which the people we serve deserve.

إخلاص  
S I N C E R I T Y

In responding to poverty and suffering, our efforts are driven by sincerity to God and the need to fulfill our obligations to humanity.

رحمة  
C O M P A S S I O N

We believe the protection and well-being of every life is of paramount importance and we shall join with other humanitarians to act as one in responding to suffering brought on by disasters, poverty, and injustice.

أمانة  
C U S T O D I A N S H I P

We uphold our duty of custodianship over the Earth, its resources, and the trust people place in us as humanitarian and development practitioners.

عدل  
S O C I A L   J U S T I C E

Our work is founded on enabling people and institutions to fulfill the rights of the poor and vulnerable. We work to empower the dispossessed towards realizing their God-given human potential and developing their capabilities and resources.

# MAP OF ISLAMIC RELIEF WORLDWIDE

THE ISLAMIC RELIEF FAMILY CONSISTS OF AFFILIATE AND FIELD OFFICES ALL AROUND THE WORLD:

ISLAMIC RELIEF AFFILIATE AND FIELD OFFICES IN THESE COUNTRIES SUPPORT AND IMPLEMENT PROGRAMS

Afghanistan	Germany	Mali	South Africa
Albania	India	Mauritius	South Sudan
Australia	Indonesia	Myanmar	Spain
Bangladesh	Iraq	Nepal	Sri Lanka
Belgium	Ireland	Netherlands	Sudan
Bosnia and Herzegovina	Italy	Niger	Sweden
Canada	Jordan	Norway	Switzerland
Chad	Kenya	Pakistan	Tunisia
Chechnya	Kosovo	Palestine	Turkey
China	Lebanon	Philippines	United Kingdom
Ethiopia	Malawi	Singapore	United States
	Malaysia	Somalia	Yemen

THE IR FAMILY HAS SUPPORTED HUMANITARIAN EFFORTS IN THESE COUNTRIES IN A LIMITED SCOPE

Algeria	Djibouti	Japan	Mexico	Sierra Leone
Benin	Ecuador	Kyrgyzstan	Morocco	Swaziland
Burkina Faso	Egypt	Lesotho	Mozambique	Syria
Central African Republic	Ghana	Liberia	New Zealand	Uganda
Colombia	Haiti	Libya	Nigeria	Zambia
	Iran	Madagascar	Peru	Zimbabwe



# IRUSA BOARD OF DIRECTORS

Assalamu alaikum,

In 2018, Islamic Relief USA proudly continued its legacy of worldwide humanitarian service. The compassionate aid of our donors as well as the sincere efforts of our staff led to positive impact on millions of lives in over 48 countries, including the United States.

This annual report showcases that impact during 2018, often from a numerical perspective. The numbers included here are powerful — over 3.5 million total beneficiaries, over \$63 million of international relief and \$6 million of domestic aid, and hundreds of unique projects across the globe.

These numbers are a representation of the perseverance of our partners and the compassion of our donors.

They also tell the powerful story of women and girls who no longer must walk long distances to obtain water in Africa, and instead attend school or earn a living. They tell the story of thousands of needy families who enjoyed free, protein-rich meals during the holidays. And they tell the stories of the world's most vulnerable inhabitants—orphans, widows, refugees, and disaster victims—who received vital support when it was needed most.

Each number in this report is connected to a real life that was positively influenced. As you read, we invite you to join us in appreciating the significance of that impact.

With gratitude,

Sharif Aly  
Chief Executive Officer  
Islamic Relief USA



**SHARIF ALY**  
*Chief Executive Officer*



**ANWAR KHAN**  
*President*



**HAMADI BENGABSIA**  
*Treasurer*



**KHALED LAMADA**  
*Chairman*



**NANCY KHALIL, PHD**  
*Member*



**HAMDY RADWAN, PHD**  
*Vice Chairman*

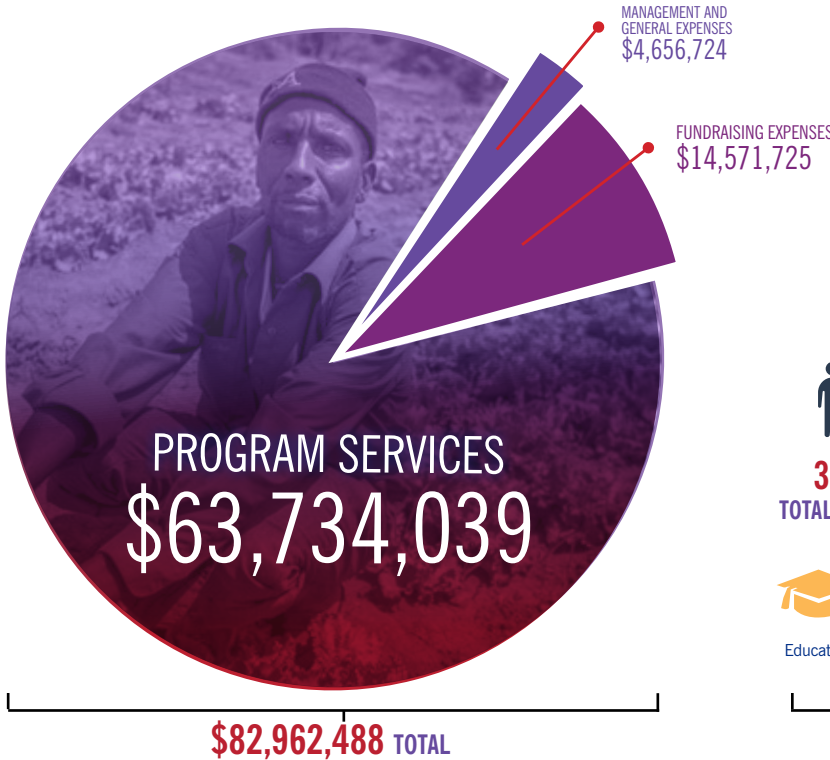


**MOHAMED AMR ATTAWIA, MD**  
*Member*

*A special thank you to our Board of Directors for volunteering their time to help IRUSA achieve its vision of a world free of poverty.*

# 365 DAYS OF NON-STOP GLOBAL IMPACT

## 3,574,621 TOTAL BENEFICIARIES IN 48 COUNTRIES IN 2018

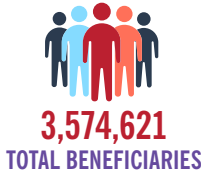


### Methodology and Sources

The overall financial figures in this report were drawn from our 2018 audited financial statements or 2018 IRS Form 990, which were both calculated on an accrual basis. Detailed country financial data was drawn from grant records and reports from the implementing party in the field.

The 48 countries mentioned on this page include the U.S.

All beneficiary totals are estimates based on project reports from the implementing party in the field or other quantifiable data sources. Total beneficiaries are calculated by including any person who received aid in 2018 through an IRUSA-funded project or Gifts in Kind aid. For projects funded and implemented over several years, it's possible for the same person to receive aid over several years and thus be included more than once in the beneficiary count. In this circumstance, we count that person as a beneficiary once per calendar year. A beneficiary of multiple projects may be counted more than once.



Education



Emergency Response



Food Security & Livelihood



Health & Nutrition



Orphan Sponsorship & Support



Water, Sanitation, & Hygiene

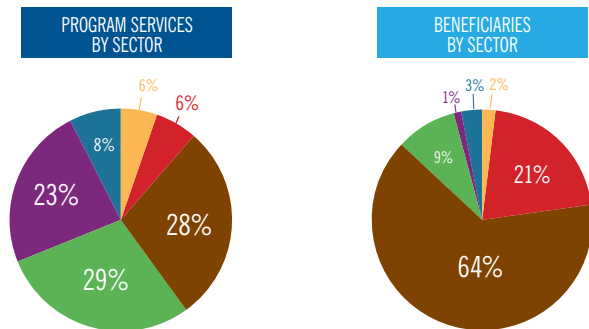

**6 SECTORS**



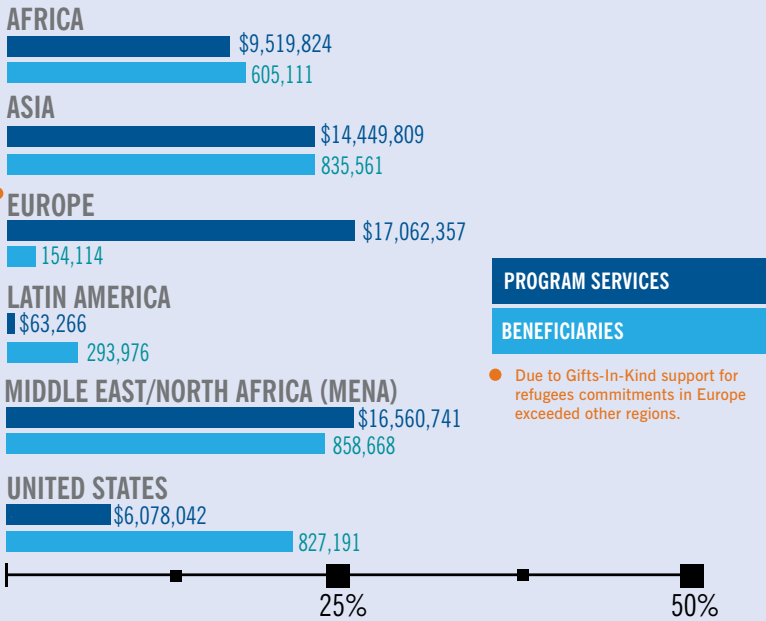
# PROGRAM SERVICES & BENEFICIARIES BY SECTOR AND REGION

## PROGRAM SERVICES & BENEFICIARIES BY SECTOR

In 2018, donors assisted in emergencies such as, famine in Kenya, crises in Syria and Yemen, and humanitarian need around Myanmar. Projects can be categorized across multiple sectors, but are assigned only one below. Data includes IRUSA's distribution of bulk item donations (Gifts in Kind) like medications, medical supplies, and vital foods.



## PROGRAM SERVICES & BENEFICIARIES BY REGION



**FINANCIAL COMMITMENTS**  
Continued crisis in Syria and Yemen made the Middle East the largest region to receive aid. Africa and Asia remained priorities. Bulk item donation values are also included above; regional totals include a weighted average distribution of program services expenses.

**DIVERSE BENEFICIARIES**  
Almost half of all IRUSA beneficiaries live in the Middle East or North Africa. More than one third reside in Africa. The chart above displays total regional beneficiary counts from international and domestic projects, as well as beneficiaries of bulk item donations.





## RAMADAN FOOD 2018

194,278

PEOPLE SERVED WORLDWIDE

## QURBANI MEAT 2018

686,688

PEOPLE SERVED WORLDWIDE



USA



YEMEN



SYRIA

## WORKING TO PUT ORPHANS FIRST

21,464

ORPHANS WERE BROUGHT RELIEF THROUGH YOUR AID

AFGHANISTAN 1,379  
ALBANIA 251  
BANGLADESH 1,519  
BOSNIA 438  
CHAD 257  
CHECHNYA 742  
ETHIOPIA 658  
INDIA 1,244  
INDONESIA 269  
IRAQ 553  
JORDAN 2,055  
KENYA 816  
KOSOVA 249  
LEBANON 985  
MALAWI 194  
MALI 941  
NIGER 508  
PAKISTAN 3,150  
SOMALIA 1,148  
SOUTH AFRICA 352  
SRI LANKA 292  
SYRIA 1,207  
TUNISIA 169  
YEMEN 2,088

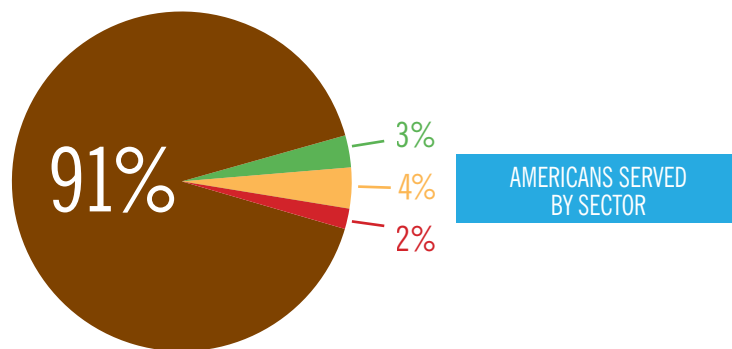
# RESPONDING TO NEEDS IN AMERICA IN 2018

\$6,078,042

U.S. PROGRAM SERVICES

1,375,399

AMERICANS SERVED



Disaster Response Team services, as well as Zakat (charitable) services that help refugees and those in need with emergency financial support, are reported in the Emergency sector. Aid and beneficiaries for Day of Dignity, a multi-sectoral program, are displayed under Health and Nutrition. U.S. Program Services includes a proportional amount of overall program services expenses.



## PARTNERSHIPS & PROJECTS ACROSS AMERICA

142  
U.S.-SPECIFIC  
GRANTS

24  
QURBANI  
PROGRAMS

17  
NATIONWIDE  
DAY OF DIGNITY  
EVENTS

12  
MLK DAY  
PROJECTS

4  
THANKSGIVING  
TURKEY  
DISTRIBUTION  
EVENTS

35  
RAMADAN  
FOOD  
DISTRIBUTION  
PARTNERSHIPS

8  
SUMMER FOOD SERVICE SITES

242 U.S. PROJECTS  
AND PARTNERSHIPS

## DISASTER RESPONSE TEAM

TARBORO, NC  
PROJECT RECOVERY: HURRICANE MATTHEW  
FEB. 18-24; MAR. 25-31 • 5 HOMES/23 BENEFICIARIES

HOUSTON, TX  
PROJECT RECOVERY: HURRICANE HARVEY  
SEP. 16-22; NOV. 25-DEC. 1 • 2 HOMES/9 BENEFICIARIES

PARKLAND, FL  
PARKLAND SHOOTING  
FEB. 17 - FEB. 23 • 129 FAMILIES HELPED/581 BENEFICIARIES

YUBA CITY, CA  
NAPA FIRES FINANCIAL ASSISTANCE  
MAR. 2 - MAR. 5 • 118 FAMILIES/531 BENEFICIARIES

SANTA CLARA, CA  
MCA EMERGENCY PREPAREDNESS  
APR. 17 - APR. 20

PUERTO RICO  
HURRICANE MARIA RESPONSE  
MAY - JULY • 2,500 FAMILIES/11,250 BENEFICIARIES

REDDING, CA  
CARR FIRE RESPONSE  
JULY 30 - AUG. 3 • 2,000 FAMILIES/ 9,000 BENEFICIARIES

PANAMA CITY BEACH, FL  
HURRICANE MICHAEL RESPONSE  
OCT. 23 - OCT. 30 • 1,000 FAMILIES/4,500 BENEFICIARIES

REDDING, CA  
CARR FIRE FINANCIAL ASSISTANCE  
DEC. 19 - DEC. 22 • 188 FAMILIES/846 BENEFICIARIES

11

TOTAL # OF  
DRT RESPONSES

6,548  
FAMILIES

24,740  
BENEFICIARIES



## HARNESSING THE POWER OF VOLUNTEERS

4,113  
VOLUNTEERS



VOLUNTEER HOURS  
LOGGED IN 2018  
24,000

VOLUNTEERS RAISED  
\$500,000

TOYS DISTRIBUTED  
TO VULNERABLE  
CHILDREN FOR EID  
5,035

2 TEAM  
CHALLENGES

5,115  
RAMADAN FOOD  
BOXES  
PACKAGED AND  
DISTRIBUTED

548,208  
MEALS PACKED

VOLUNTEERS  
FOR MAJOR  
EMERGENCIES  
57

VOLUNTEER  
ACTIVITIES  
213

## PUBLIC AFFAIRS & ADVOCACY

- PROMOTION
- PARTNERSHIP
- POLICY
- PROTECTION

2,700 NEWS ARTICLES  
MENTIONED ISLAMIC RELIEF USA  
1.2 BILLION  
READERS REACHED

77  
OUTREACH  
INITIATIVES

150+  
MEETINGS WITH  
CONGRESSIONAL  
OFFICES

7 DIRECT ENGAGEMENT WITH SEVEN FEDERAL EXECUTIVE  
DEPARTMENTS & AGENCIES



## ENGAGEMENT


SOCIAL  
MEDIA



5 PLATFORMS

377,723  
FOLLOWERS

16  
CONVENTIONS  
& CONFERENCES



598

VISITS TO  
ISLAMIC CENTERS  
FOR FUNDRAISING  
& OUTREACH

142  
FUNDRAISING  
EVENTS

30,129  
TOTAL DONORS

1,789,029  
WEB VIEWS

6.8 MILLION  
EMAIL IMPRESSIONS



PODCASTS  
7,753  
DOWNLOADS  
23 EPISODES

# FINANCIAL STATEMENTS

Consolidated Balance Sheets  
December 31, 2018 • (With Comparative Totals for 2017)

ASSETS	2018	2017
Cash	\$52,105,817	\$42,094,261
Investments	\$7,021,372	\$5,445,495
Accounts receivable	\$218,310	\$1,874
Prepaid expenses and other assets	\$765,659	\$793,266
Inventory - in-kind	\$18,751,322	\$303,000
Property and equipment, net	\$4,163,751	\$4,196,388
	<b>\$83,026,231</b>	\$52,834,284
<b>LIABILITIES:</b>		
Accounts payable	\$1,861,451	\$1,279,993
Grants payable	\$27,283,269	\$22,572,953
<b>Total liabilities</b>	<b>\$29,144,720</b>	\$23,852,946
<b>NET ASSETS</b>		
Unrestricted	\$31,877,428	\$15,057,311
Temporarily restricted	\$22,004,083	\$13,924,027
	<b>\$53,881,511</b>	\$28,981,338
	<b>\$83,026,231</b>	\$52,834,284

See notes to consolidated financial statements.

Consolidated Statement of Activities  
December 31, 2018 • (With Comparative Totals for 2017)

	Unrestricted	Temporarily Restricted	2018 Total	2017 Total
<b>Support and revenue:</b>				
Contributions	\$31,476,253	\$47,017,128	\$78,493,381	\$74,923,357
In-kind contributions	\$29,415,863	--	\$29,415,863	\$70,856,358
Net assets released from restriction	\$38,937,072	(38,937,072)	--	--
<b>Total support and revenue:</b>	<b>\$99,829,188</b>	<b>8,080,056</b>	<b>\$107,909,244</b>	<b>\$145,779,715</b>
<b>Expenses:</b>				
Program services	\$63,734,039	--	\$63,734,039	\$132,188,389
Management and general	\$4,656,724	--	\$4,656,724	\$4,055,341
Fundraising	\$14,571,725	--	\$14,571,725	\$12,913,629
<b>Total expenses:</b>	<b>\$82,962,488</b>	<b>--</b>	<b>\$82,962,488</b>	<b>\$149,157,359</b>
<b>Change in net assets before other income</b>	<b>\$16,866,700</b>	<b>8,080,056</b>	<b>24,946,756</b>	<b>(3,377,644)</b>
<b>Other income:</b>				
Foreign currency exchange gain	\$219,908	--	\$219,908	\$121,701
Unrealized gain on investments	(289,475)	--	(289,475)	\$749,435
Other income	\$22,984	--	\$22,984	\$23,890
<b>Total other income:</b>	<b>(46,583)</b>	<b>--</b>	<b>(46,583)</b>	<b>\$895,026</b>
<b>Change in net assets (\$9,834,103)</b>	<b>\$16,820,117</b>	<b>8,080,056</b>	<b>24,900,173</b>	<b>(\$2,482,618)</b>
<b>Net assets:</b>				
Beginning	\$15,057,311	\$13,924,027	\$28,981,338	\$31,463,956
Ending	\$31,877,428	\$22,004,083	\$53,881,511	\$28,981,338

Consolidated Statement of Cash Flows  
December 31, 2018 • (With Comparative Totals for 2017)

	2018	2017
<b>Cash flows from operating activities:</b>		
Change in net assets	\$24,900,173	(\$2,482,618)
<b>Adjustments to reconcile change in net assets to net cash provided by (used in) operating activities:</b>		
Unrealized gain on investments	289,475	(\$749,435)
Depreciation expense	340,988	\$271,857
Donated investments	(1,136,841)	(\$795,574)
<b>Changes in assets and liabilities:</b>		
<b>Decrease (increase) in:</b>		
Accounts receivable	(216,436)	\$3,091
Inventory-in-kind	(18,448,322)	(\$303,000)
Prepaid expenses and other assets	27,607	\$135,925
<b>Decrease (increase) in:</b>		
Accounts payable	581,458	\$34,373
Grants payable	4,710,316	\$6,958,689
<b>Net cash provided by (used in) operating activities</b>	<b>11,048,418</b>	<b>\$3,073,308</b>
<b>Cash flows from investing activities:</b>		
Purchase of property and equipment	(308,351)	(571,222)
Sales of investments	--	--
Purchase of investments	(728,511)	(2,000,000)
<b>Net cash used in investing activities</b>	<b>(1,036,862)</b>	<b>(\$2,571,222)</b>
<b>Net increase (decrease) in cash</b>	<b>10,011,556</b>	<b>\$502,086</b>
<b>Cash:</b>		
Beginning	42,094,261	\$41,592,175
Ending:	<b>\$52,105,817</b>	\$42,094,261





# ISLAMIC RELIEF USA

P.O. Box 22250, Alexandria, VA 22304 • 1-855-447-1001 • [info@irusa.org](mailto:info@irusa.org)

A 501(c)(3) nonprofit organization (Tax ID# 95-4453134)



## IRUSA.ORG

WORKING TOGETHER FOR A BETTER WORLD.



CONNECT WITH US ON SOCIAL MEDIA:

