



KIDS KIT

WORDSEARCH

A A E X C U S E M E U M Q Z X E L
Q V B Z C O M P L I M E N T M E G
I V M L A B V C A T T I T U D E K
V P P L E A S E Y P Y O Y Q I G B
Q R M K B Z A P P R E C I A T E P
Y U K F F P A T I E N C E I V U L
C A F S Q Y N T H A N K Y O U Y L
I N S F U C Y L C X A W L D L D I
M V H N I S M T G Q P M U P W I Q
V U X D E U T R R R O K R U T O T
N I I W T T P D I N T E R R U P T
V U B X R H E L P F U L W A M Q T
X X T T A Y Q G B Q M U B Y K E D
C H T N B C O U R T E O U S L Y L
D M F S H A R I N G M Y P F L U I
U P A R D O N M E R P O L I T E H
R L I S T E N Q V I N F O H H G F

APPRECIATE

EXCUSE ME

PARDON ME

QUIET

ATTITUDE

HELPFUL

PATIENCE

SHARING

COMPLIMENT

INTERRUPT

PLEASE

THANK YOU

COURTEOUS


LISTEN

POLITE



KIDS KIT

CROSSWORD



ACROSS

3. When you receive something, what should you say?
6. If a door is closed, you should always _____ before entering.
7. When you meet someone, what should you say?
8. If you borrow something you should _____ it.
11. If you lose at a game, lose with _____.
12. Letting someone use something you are using is called?
13. If you make someone sad or upset, what should you say?

DOWN

1. When you receive a gift, you send what?
2. If someone is having a bad day and you see them sad, what should you ask?
4. You should _____ - _____ after yourself.
5. When asking for something, what should you say?
9. What should you say if you walk in front of someone?
10. If your parents ask you to do something, you show them what?



KIDS KIT

Practice the arabic alphabet by tracing the letters

ا ب ت ث ج ح خ د ذ ر ز

س ش ص ض ط ظ ع غ

ف ق ك ل م ن ه و ی

ا ب ت ث ج ح خ د ذ ر ز

س ش ص ض ط ظ ع غ

ف ق ك ل م ن ه و ی

ا ب ت



A B C D E
 F G H I J K L
 M N O P Q
 R S T U V
 W X Y Z



KIDS KIT

Find and color in the pictures for the words below



MITTENS
BACKPACK
PUZZLE

EGG
TEDDY BEAR
BROCCOLI

AVOCADO
SOCKS
ROCKET


PENCIL
PLANET
LETTUCE

JERSEY
CAR
HAT



KIDS KIT

Color in the tile, then with the help of an adult, cut it out and hang it up around your home.





KIDS KIT

SPRING BINGO

UP TO 4 PLAYERS

Cut out the BINGO cards and chips, and have one person read out the words in the word bank. If your word is read, put a chip on it. Whoever gets their chips in a line first wins!


MARCH	FLOWER	SUNSHINE	GRASS
UMBRELLA	BLOOM	DAYLIGHT	GREEN
WINDY	SPRING	FREE SPACE	CLOUDS
JACKET	RAIN	APRIL	BREEZE

BREEZE	FLOWER	SUNSHINE	RAIN
WINDY	DAYLIGHT	BLOOM	GRASS
JACKET	APRIL	FREE SPACE	SPRING
GREEN	MARCH	CLOUDS	UMBRELLA

WINDY	MARCH	SPRING	FLOWER
BREEZE	GRASS	UMBRELLA	BLOOM
GREEN	APRIL	FREE SPACE	JACKET
SUNSHINE	CLOUDS	DAYLIGHT	RAIN

WORD BANK

Sunshine
Bloom
Flower
Windy
Spring
Daylight
Umbrella
Rain
Clouds
Grass
March
April
Green
Breeze
Jacket





KIDS KIT

What would you do if you had a superpower? Complete the sentence and then draw a picture!

IF I HAD THE POWER TO _____

I WOULD _____



With a friend, take turns adding one line between two dots. Whoever completes a 1×1 box, place your initials in the box. The game ends when no more lines can be placed. The winner is the player with the most initialled boxes.


This image shows a full page of dot grid paper. It features a uniform grid of small dots across the entire surface. A single vertical line runs down the right side of the page, creating a narrow margin. The paper is otherwise blank, with no text or other markings.



KIDS KIT

DESIGNER T

1. Write 10 random words on the lines.
2. Draw a new design for a T-shirt.
3. Write a description of the shirt using as many of the words on your list as possible. Also write about who would buy it, where, and for how much. Try using all the words, and mark off the ones you didn't.




<input type="checkbox"/>	<input type="checkbox"/>
<input type="checkbox"/>	<input type="checkbox"/>
<input type="checkbox"/>	<input type="checkbox"/>
<input type="checkbox"/>	<input type="checkbox"/>
<input type="checkbox"/>	<input type="checkbox"/>



KIDS KIT

Hangman



A B C D E F G H I J K L M N
O P Q R S T U V W X Y Z



KIDS KIT

Color the shapes in the pictures in the correct color

- 1** Blue **2** Yellow **3** Light Green **4** Green **5** Pink **6** Orange **7** Purple **8** Red

