



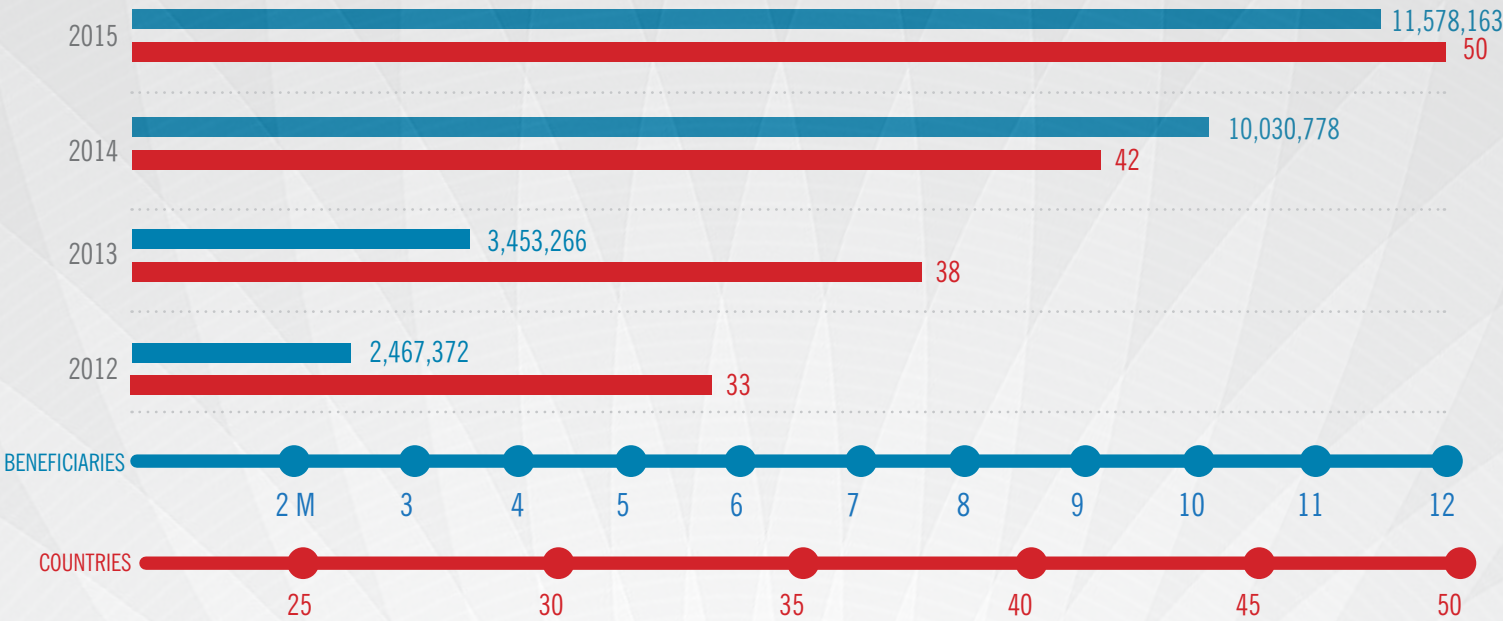
— 2015 —

ISLAMIC RELIEF USA ANNUAL REPORT



OVERVIEW

2015: 11,578,163 BENEFICIARIES IN 50 COUNTRIES



PROGRAM EXPENSES:
\$89,208,153

MANAGEMENT AND
GENERAL EXPENSES
\$2,655,503

FUNDRAISING EXPENSES
\$9,279,485

PROGRAM EXPENSE RATIO
11%

Methodology and Sources:

The overall financial figures in this report were drawn from our 2015 audited financial statement or IRS 2015 Form 990, which were both calculated on an accrual basis. Detailed country financial data were drawn from grant records and reports from the implementing party in the field.

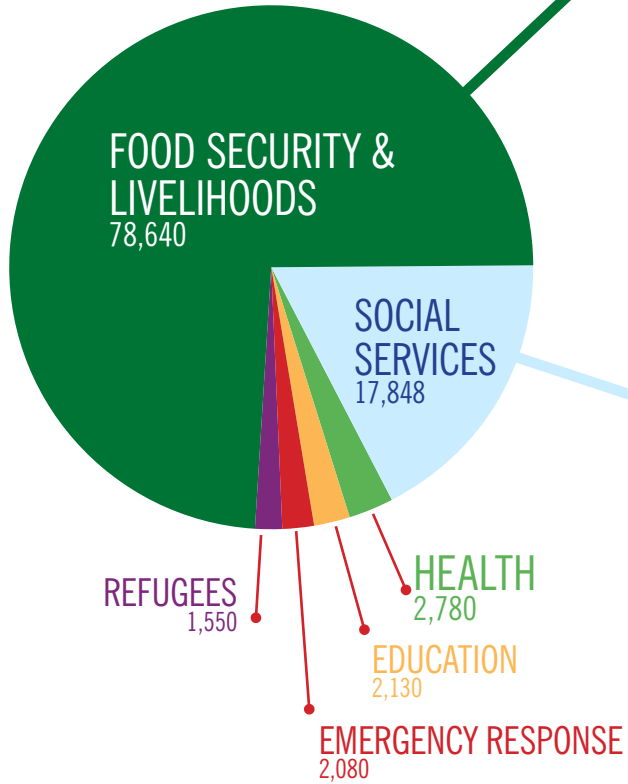
All beneficiary totals for grants are estimates based on project reports from the implementing party in the field or other sources of quantifiable data. Beneficiary totals are calculated by including any person who received aid in 2015 through a project IRUSA funded in 2015. For projects that are funded and implemented over the course of several years, it is possible that the same person would receive aid over several years and thus be included in a count of beneficiaries more than once. In this circumstance, we would count that person as a beneficiary once per calendar year. A beneficiary of multiple projects may be counted more than once.

TOTAL REVENUE:
\$108,577,487

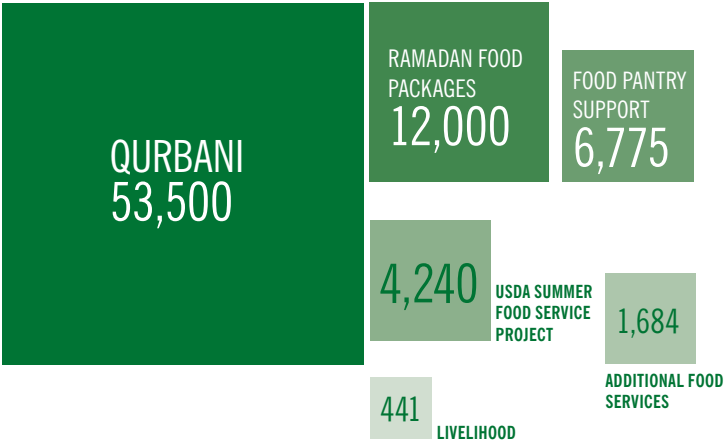
TOTAL EXPENSES:
\$101,143,141

UNITED STATES PROJECTS

U.S. BENEFICIARIES
TOTAL: 105,028 PEOPLE



FOOD SECURITY & LIVELIHOODS



SOCIAL SERVICES

	BENEFICIARIES
DAY OF DIGNITY	15,242
ZAKAT DISTRIBUTIONS	2,606
TOTAL	17,848

WORLDWIDE BENEFICIARIES

GRANTS
6,136,043
+
GIFTS IN KIND
5,442,120
=
TOTAL
11,578,163

TOP 10 COUNTRIES

TURKEY 2,064,892*
KENYA 1,445,264
SYRIA 1,349,315
PALESTINE 995,463
LIBERIA 750,000
PAKISTAN 732,340
MOROCCO 600,000
MYANMAR 506,904
BANGLADESH 468,090
NIGER 268,472

* PRIMARILY BENEFITED SYRIAN REFUGEES

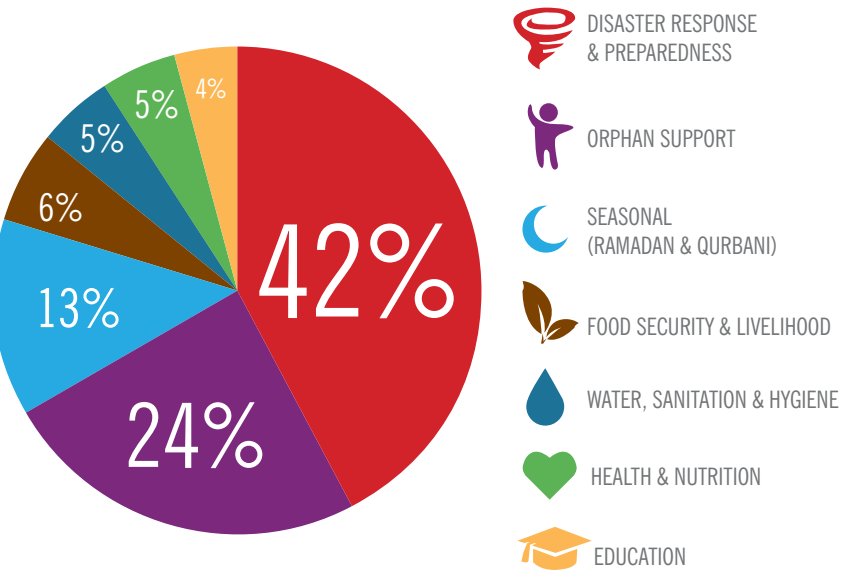
INTERNATIONAL PROJECTS



INTERNATIONAL PROJECTS BY SECTOR

The largest share of IRUSA's international grant expenses were directed to the sector of disaster response and preparedness. In 2015, our donors assisted in emergencies including the Nepal earthquake, Syria crisis, refugee crisis in Europe, Bosnia flooding, Yemen crisis and Myanmar humanitarian emergency.

**Excludes gifts in kind and U.S. programs. This is based on all projects that were supported with payments made in 2015. (It differs from the breakdown in the 990, which only includes projects begun in 2015.)*



INTERNATIONAL PROJECTS BY REGION

MIDDLE EAST/NORTH AFRICA



ASIA



AFRICA



EUROPE



NORTH AMERICA

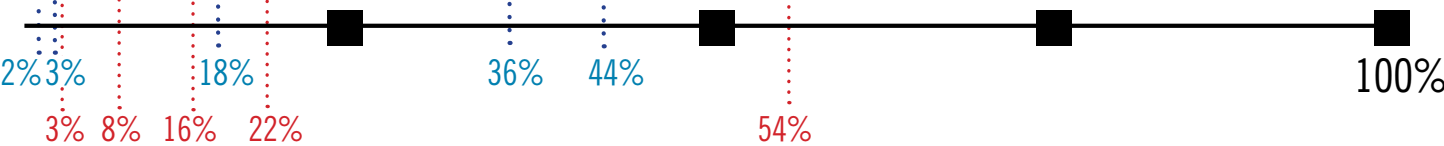


EXPENDITURES BY REGION

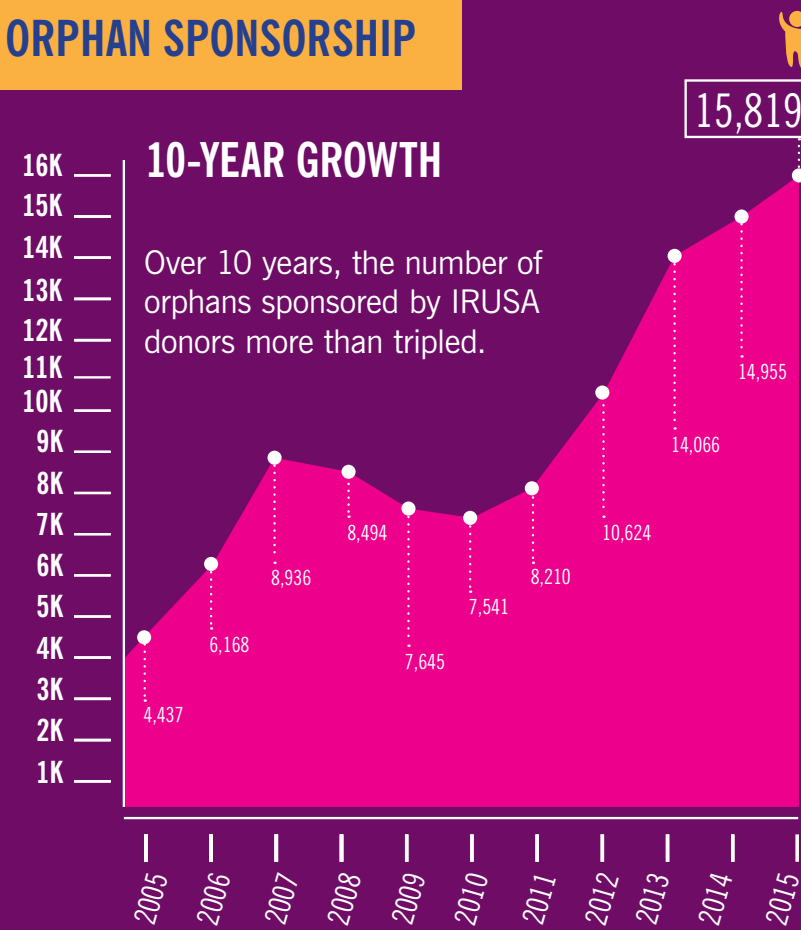
With a massive crisis in Syria as well as emergencies in Iraq and Yemen, the Middle East/North Africa region was the site of slightly more than half of IRUSA's expenditures on humanitarian aid projects in 2015. Asia and Africa also saw large-scale relief efforts. Chart shows regional expenditures as percent of total international grant expenditures (excluding gifts in kind).

BENEFICIARIES BY REGION

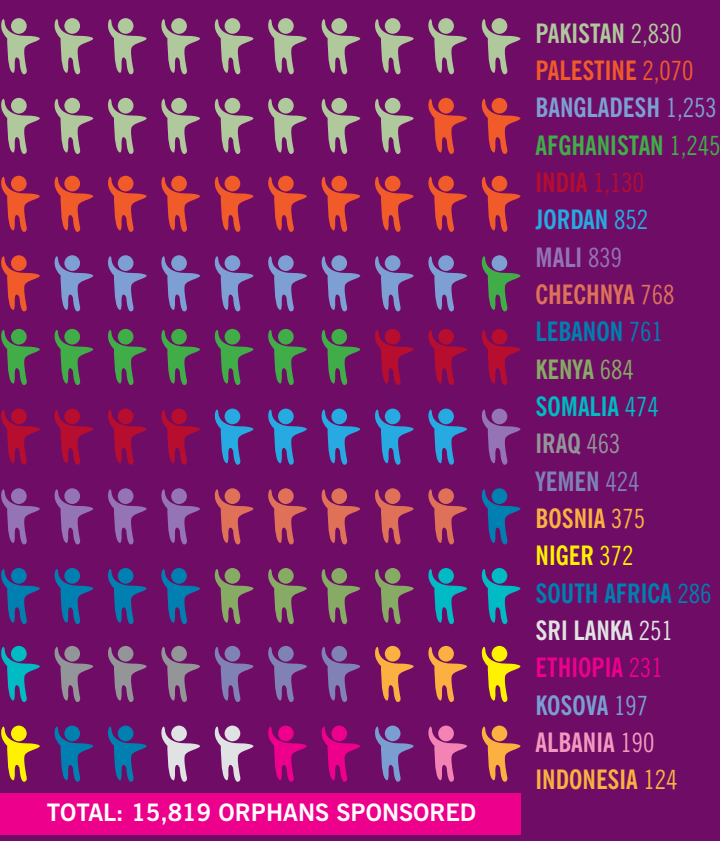
Beneficiary counts correlated largely with expenditures. Almost half of IRUSA's international project beneficiaries live in the Middle East/North Africa, while more than 1/3 live in Asia. Chart shows regional beneficiaries as percent of total international grant beneficiaries (excluding gifts in kind).



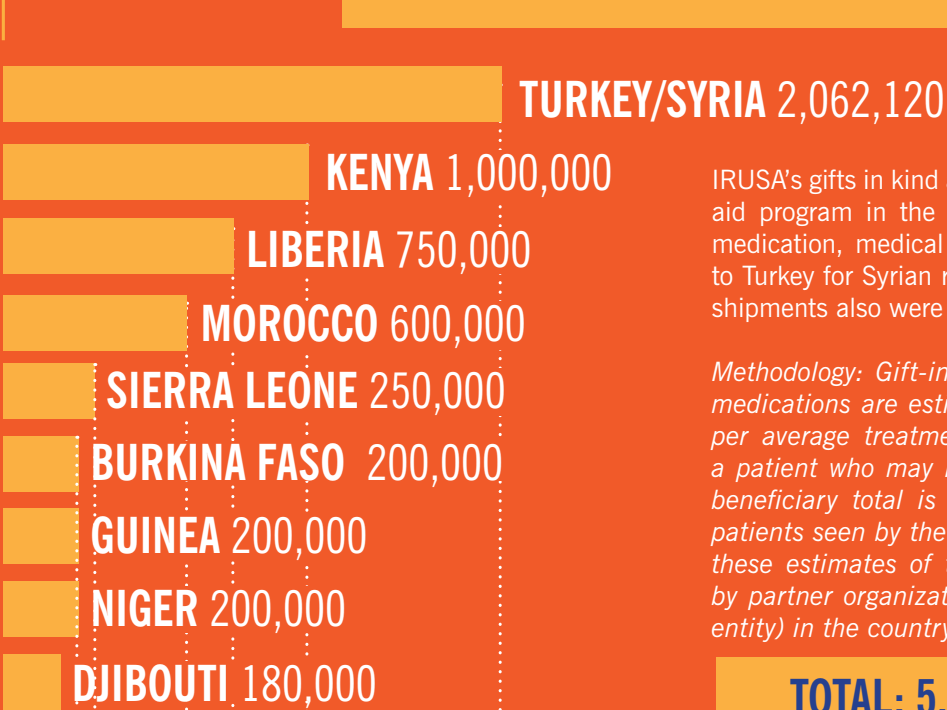
ORPHAN SPONSORSHIP



2015 SPONSORSHIP BY COUNTRY



GIFTS IN KIND



IRUSA's gifts in kind are an added boost to our humanitarian aid program in the health sector. In 2015, shipments of medication, medical supplies and vitamins were delivered to Turkey for Syrian refugees there and inside Syria. Similar shipments also were distributed in countries across Africa.

Methodology: Gift-in-kind beneficiaries for items such as medications are estimated based on unit of consumption per average treatment course. To avoid double-counting a patient who may have multiple services or treatments, beneficiary total is capped at the estimated number of patients seen by the clinics to which we deliver the items; these estimates of total patients are provided to IRUSA by partner organizations (such as hospital or government entity) in the country where the services are provided.

TOTAL: 5,442,120 BENEFICIARIES

Islamic Relief USA and Affiliate

Consolidated Balance Sheet
December 31, 2015
(With Comparative Totals for 2014)

	2015	2014
Assets		
Cash	\$ 39,866,905	\$ 40,177,917
Investments	1,513,326	1,119,005
Accounts receivable	26,253	9,267
Prepaid expenses and other assets	60,250	147,404
Inventory – in-kind	11,554,168	4,918,245
Property and equipment, net	4,011,624	4,157,222
	<u>\$ 57,032,526</u>	<u>\$ 50,529,060</u>
Liabilities and Net Assets		
Liabilities:		
Accounts payable	\$ 944,613	\$ 840,744
Grants payable	14,789,854	16,235,853
Total liabilities	<u>15,734,467</u>	<u>17,076,597</u>
Net assets:		
Unrestricted	14,950,333	13,402,265
Temporarily restricted	26,347,726	20,050,198
	<u>41,298,059</u>	<u>33,452,463</u>
	<u>\$ 57,032,526</u>	<u>\$ 50,529,060</u>

See notes to consolidated financial statements.

Islamic Relief USA and Affiliate

Consolidated Statement of Activities
Year Ended December 31, 2015
(With Comparative Totals for 2014)

	Unrestricted	Temporarily Restricted	2015 Total	2014 Total
Support and revenue:				
Contributions	\$ 22,306,018	\$ 36,902,512	\$ 59,208,530	\$ 61,754,695
In-kind contributions	-	50,208,736	50,208,736	51,132,756
Net assets released from restriction	80,813,720	(80,813,720)	-	-
Total support and revenue	<u>103,119,738</u>	<u>6,297,528</u>	<u>109,417,266</u>	<u>112,887,451</u>
Expenses:				
Program services	88,799,600	-	88,799,600	124,062,733
Management and general	2,655,503	-	2,655,503	3,292,986
Fundraising	10,246,407	-	10,246,407	8,984,675
Total expenses	<u>101,701,510</u>	<u>-</u>	<u>101,701,510</u>	<u>136,340,394</u>
Change in net assets before other income	<u>1,418,228</u>	<u>6,297,528</u>	<u>7,715,756</u>	<u>(23,452,943)</u>
Other income:				
Foreign currency exchange gain	127,143	-	127,143	15,222
Unrealized gain on investments	2,697	-	2,697	105,535
Total other income	<u>129,840</u>	<u>-</u>	<u>129,840</u>	<u>120,757</u>
Change in net assets	<u>1,548,068</u>	<u>6,297,528</u>	<u>7,845,596</u>	<u>(23,332,186)</u>
Net assets:				
Beginning	13,402,265	20,050,198	33,452,463	56,784,649
Ending	<u>\$ 14,950,333</u>	<u>\$ 26,347,726</u>	<u>\$ 41,298,059</u>	<u>\$ 33,452,463</u>

See notes to consolidated financial statements.

Islamic Relief USA and Affiliate

Consolidated Statement of Cash Flows
Year Ended December 31, 2015
(With Comparative Totals for 2014)

	2015	2014
Cash flows from operating activities:		
Change in net assets	\$ 7,845,596	\$ (23,332,186)
Adjustments to reconcile change in net assets to net cash used in operating activities:		
Unrealized gain on investments	(2,697)	(105,535)
Depreciation	373,897	156,740
Donated investments	(391,624)	(369,306)
Changes in assets and liabilities:		
(Increase) decrease in:		
Accounts receivable	(16,986)	131,938
Inventory – in-kind	(6,635,923)	19,648,268
Prepaid expenses and other assets	87,154	(65,910)
(Increase) decrease in:		
Accounts payable	103,869	(811,188)
Grants payable	(1,445,999)	1,849,609
Net cash used in operating activities	<u>(82,713)</u>	<u>(2,897,570)</u>
Cash flows from investing activities:		
Purchase of property and equipment	(228,299)	(336,785)
Sales of investments	570,894	-
Purchase of investments	(570,894)	-
Net cash used in investing activities	<u>(228,299)</u>	<u>(336,785)</u>
Net decrease in cash	<u>(311,012)</u>	<u>(3,234,355)</u>
Cash:		
Beginning	40,177,917	43,412,272
Ending	<u>\$ 39,866,905</u>	<u>\$ 40,177,917</u>

See notes to consolidated financial statements.

TO VIEW IRUSA'S FINANCIAL DOCUMENTS, PLEASE VISIT: IRUSA.ORG/ANNUALREPORT

ISLAMIC RELIEF USA

P.O. Box 22250, Alexandria, VA 22304 • 1.855.447.1001 • info@irusa.org

A 501(c)(3) nonprofit organization (Tax ID# 95-4453134)



IRUSA.ORG

WORKING TOGETHER FOR A BETTER WORLD.

CONNECT WITH US ON SOCIAL MEDIA:

