



ISLAMIC RELIEF USA ANNUAL REPORT 2013

MISSION STATEMENT

Islamic Relief USA strives to alleviate suffering, hunger, illiteracy, and diseases worldwide regardless of color, race, religion, or creed, and to provide aid in a compassionate and dignified manner. Islamic Relief USA aims to provide rapid relief in the event of human and natural disasters and to establish sustainable local development projects allowing communities to better help themselves.



From the CEO...

In 2013, IRUSA responded to emergencies including the war in Syria, while at the same time supporting development projects including water systems in Pakistan, a women's literacy program in Afghanistan, and an agriculture resilience project in Niger.

It's our Islamic responsibility to help all in need, regardless of faith. When Typhoon Haiyan struck on Nov. 8 in the Philippines, we responded with shelter and other urgent aid. We also expanded our work in the U.S., including food distribution and refugee assistance, as well as emergency response after disasters including tornadoes in Texas and Oklahoma.

May Allah reward you for your generous support. We understand that your support is an act of love. So often, the people you help send their love back in the form of their prayers. Thank you for being part of our cycle of love.

Sincerely,

Anwar Ahmad Khan

Anwar Ahmad Khan
Chief Executive Officer

BOARD OF DIRECTORS 2013

Dr. Mohamed Amr Attawia, Board Chair

Khaled Lamada, Vice Chair

Hamadi Bengabsia, Treasurer

Hamdy Radwan, PhD

Dr. Ihab Saad

Jomana Qaddour, Esq., Secretary

WORKING TOGETHER

Islamic Relief USA works with numerous other like-minded relief organizations to better achieve joint goals.

In 2013, Islamic Relief USA worked with organizations including:

American Red Cross

Annour Institute

Church of Jesus Christ of Latter-day Saints

Education for Employment

Federal Emergency Management Agency

Indian Muslim Relief and Charities

Islamic Relief Worldwide

Muslim Teachers Training Institute

National Voluntary Organizations Active in Disaster

Relief International

UNHCR

UNRWA

USDA



IRUSA was a member of the following coalitions in 2013:

- Alliance to End Hunger
- Center for Interfaith Action
- InterAction
- Washington Global Health Alliance

And staff members took part in the following coalitions:

- Fighting Poverty With Faith
- Food Policy Working Group
- Interfaith Working Group on Foreign Assistance

Advisory roles: IRUSA leaders maintained advisory roles with USAID's Advisory Committee on Voluntary Foreign Aid and the U.S. State Department's Religion and Foreign Policy Working Group.

2013 OVERVIEW

In 2013, Islamic Relief USA assisted an estimated 3,453,266 people in 38 countries including the United States—nearly 1 million more than in 2012.

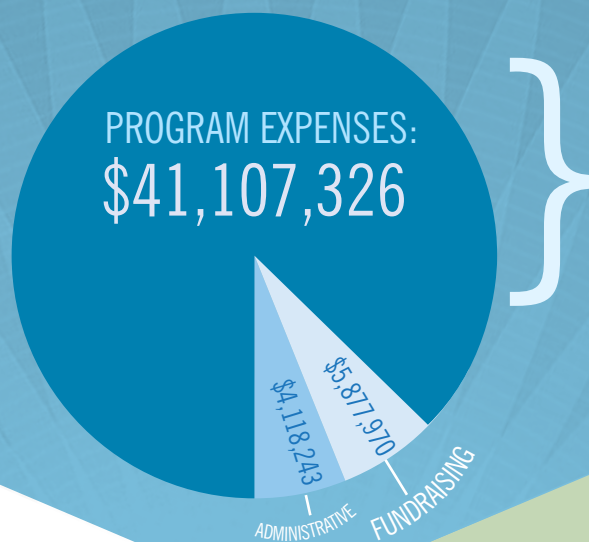
	2013	2012	COMPARISON
COUNTRIES	38	33	UP 15%
BENEFICIARIES	3,453,266	2,467,372	UP 40%

Only 15.3% of total revenue was spent on administrative costs + fundraising.

TOTAL REVENUE:
\$65,275,034

PROGRAM EXPENSES:
\$41,107,326

TOTAL EXPENSES:
\$51,103,539



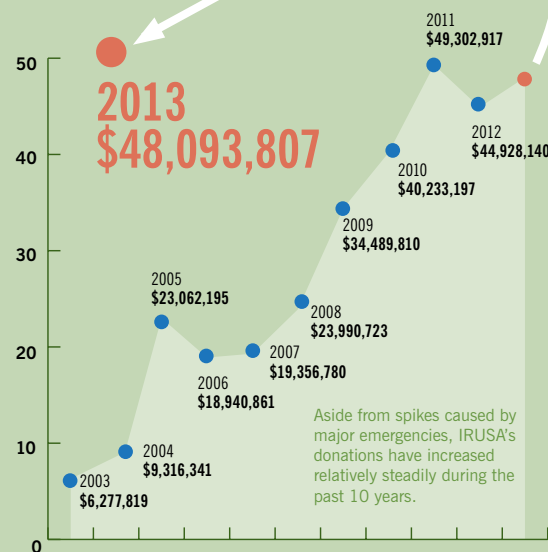
Data for this chart drawn from 2013 990 form.

Methodology and Sources:

The overall financial figures in this report were drawn from our 2013 audited financial statement or 990 form, which were both calculated on an accrual basis. Detailed country financial data were drawn from grant records and reports from the implementing party in the field.

All beneficiary totals are estimates based on project reports from the implementing party in the field or other sources of quantifiable data. Beneficiary totals are calculated by including any person who received aid in 2013 through a project IRUSA funded in 2013. For projects that are funded and implemented over the course of several years, it is possible that the same person would receive aid over several years and thus be included in a count of beneficiaries more than once. In this circumstance, we would count that person as a beneficiary once per calendar year.

CASH 2003-2013 DONATIONS

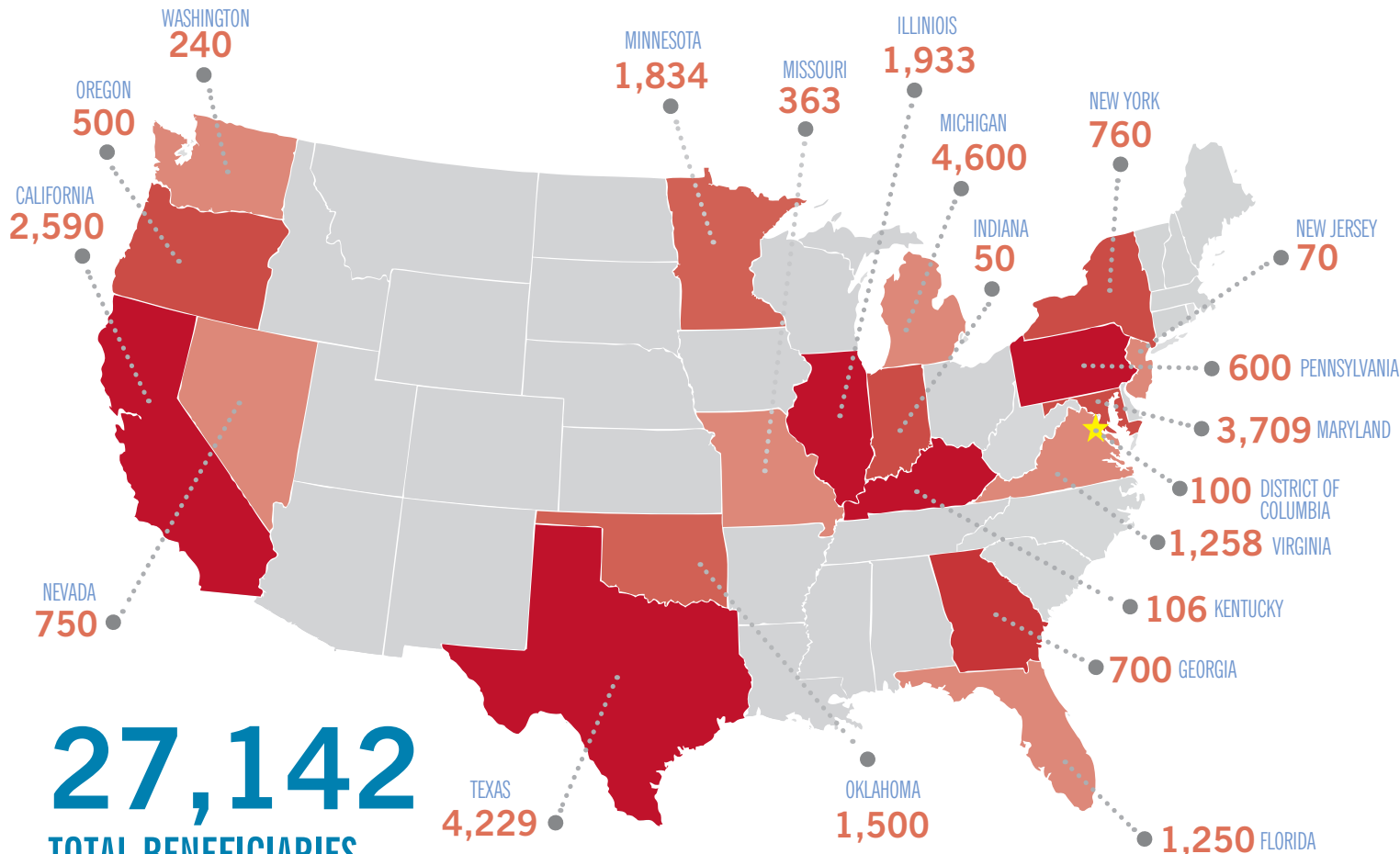
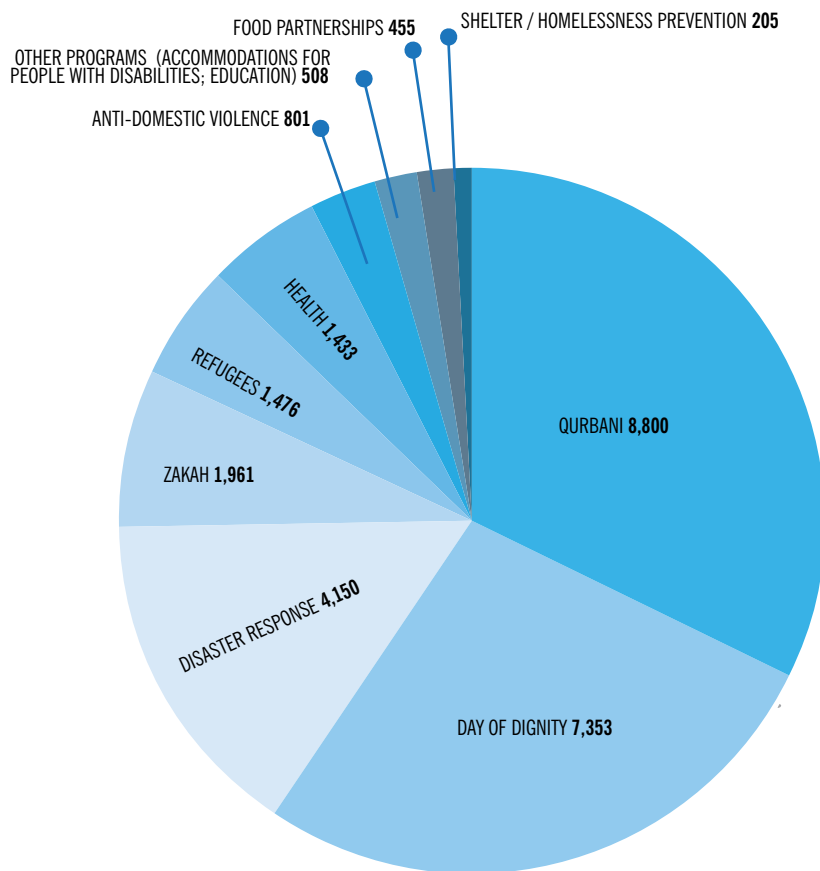


UNITED STATES

U.S. BENEFICIARIES BY CATEGORY

In the United States, Islamic Relief USA helps the most people through Qurbani meat distribution, disaster response and Day of Dignity events for our homeless and low-income neighbors. Other programs assist America's hungry, refugees and domestic violence victims.

Islamic Relief USA works to help fellow Americans from coast to coast.



27,142
TOTAL BENEFICIARIES
IN THE UNITED STATES

Below are a few of the national-level events IRUSA took part in in 2013.

- Attended 57th Presidential Inaugural Prayer Service (January)
- Attended White House “Let’s Move” meeting with First Lady Michelle Obama (February)
- Hosted Congressional briefing on “Syrian Refugee Crisis” (March)
- Participated on advocacy and government engagement panels at annual National Voluntary Organizations Active in Disaster Conference in Portland, OR (May)
- Hosted IRUSA Annual Capitol Hill Ramadan Welcome Reception (July)
- Attended Ramadan iftars hosted by the Pentagon, State Department, USAID, and Washington, D.C., mayor, and organized a joint Ramadan Iftar with USDA (July-August)
- Participated in events for the 50th Anniversary of the March on Washington/I Have A Dream speech (August)
- Participated in annual Concordia Forum to engage with international Muslim leaders focused on civic engagement and community empowerment (October)
- Hosted community roundtable at IRUSA featuring State Department Faith-based director (October)
- Hosted World Food Day reception with Oxfam, FAO and Alliance to End Hunger (October)



IRUSA INTERNATIONAL PROGRAM SECTORS:

Emergency and Relief

IRUSA assesses needs after natural or man-made disasters such as earthquakes, floods and conflict; and provides immediate relief such as shelter, food packets and medical care. IRUSA also supports disaster risk resilience projects and assistance rebuilding after disasters.

Seasonal

IRUSA's signature seasonal programs are Ramadan food distribution and Udhiah/Qurbani meat distribution to families in need.

Development Projects

These projects include water; sanitation; health and nutrition; agriculture and food security; and income generation. The goal is to help people to secure their own future without the need for continuing external assistance.

Education and Training Projects

These include access to education for children; rebuilding/repairing schools; adult literacy; and vocational training.

Orphan Sponsorship

Sponsorships help guardians care for the basic needs of orphaned children.

Income Generation Projects

These projects increase sources of fixed income for poor families, and restore and promote the local economy.

Health and Nutrition Projects

These projects provide access to essential health care and medicine in poor communities.

Domestic Projects

IRUSA supports community endeavors in the U.S. through grants; provides Zakah money for distribution to needy families and individuals; and provides assistance in the wake of disasters such as tornadoes and earthquakes.

INTERNATIONAL

TOP 10 COUNTRIES

1



SYRIA
\$5,272,932.30

Islamic Relief USA donors helped 443,017 Syrians through 4 projects inside Syria in 2013. (Syrian refugees were also assisted through 5 projects in Jordan and 1 in Lebanon.)

EMERGENCY RESPONSE
\$3,805,929.10

SEASONAL
\$1,467,003.20

4



SOMALIA
\$1,689,078.77

ECONOMIC DEVELOPMENT: \$1,005,005.50
EARLY RECOVERY: \$348,918.64
ORPHANS: \$213,394.03
EMERGENCY RESPONSE: \$121,760.60

5



AFGHANISTAN
\$1,523,444.52

EDUCATION: \$894,546.12
ORPHANS: \$399,765.60
EMERGENCY RESPONSE: \$130,000.00
SEASONAL: \$99,132.80

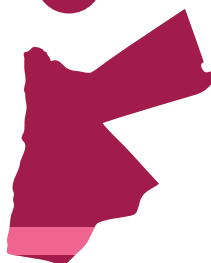
8



EGYPT
\$1,189,498.69

HEALTH AND NUTRITION: \$601,142.09
ORPHANS: \$449,105.80
SEASONAL: \$139,250.80

9



JORDAN
\$1,138,527.01

EMERGENCY RESPONSE: \$957,749.01
ORPHANS: \$150,867.60
SEASONAL: \$29,910.40



1



2



3



4



5



6



7



8



9



10

2



PALESTINE

\$4,993,417.31

ORPHANS: \$1,486,682.60
 EMERGENCY RESPONSE: \$975,000.00
 AGRICULTURE & FOOD SECURITY: \$576,728.88
 SHELTERS & SETTLEMENTS: \$567,527.10
 HEALTH & NUTRITION: \$554,845.63
 SEASONAL: \$516,880.00
 ECONOMIC DEVELOPMENT: \$179,071.10
 EDUCATION: \$136,682.00

3



PAKISTAN

\$3,184,740.39

ORPHANS: \$1,258,504.00
 ECONOMIC DEVELOPMENT: \$764,639.59
 EMERGENCY RESPONSE: \$598,388.70
 SEASONAL: \$530,708.10
 WATER, SANITATION, & HYGIENE: \$32,500.00

6



KENYA

\$1,414,798.74

REHABILITATION: \$455,000.00
 HEALTH & NUTRITION: \$412,197.14
 ORPHANS: \$341,486.60
 SEASONAL: \$98,430.80
 EMERGENCY RESPONSE: \$58,683.30
 EDUCATION: \$49,000.90

7



UNITED STATES

\$1,305,429

REFUGEES: \$339,936
 DISASTER ASSISTANCE: \$290,000
 ZAKAH: \$210,866
 HEALTH: \$175,000
 DAY OF DIGNITY: \$132,627
 HOMELESS: \$50,000
 ANTI-DOMESTIC VIOLENCE: \$40,000
 FOOD PARTNERSHIP: \$35,000
 OTHER PROGRAMS: \$32,000

10



BANGLADESH

\$1,126,956.14

ORPHANS: \$480,175.80
 WATER/SANITATION/HYGIENE: \$300,228.94
 SEASONAL: \$129,061.40
 EMERGENCY RESPONSE: \$217,490

TOP COUNTRIES:

IRUSA provided more than **\$1 million** in support for projects in **10** of the 38 countries where we helped in 2013. Here's how the money was spent in those top countries. The international programs were implemented by Islamic Relief Worldwide, United Nations agencies, and other local partners. The U.S. programs were implemented by IRUSA and many partners in the United States.

COUNTRIES WHERE IRUSA WORKED IN 2013

Afghanistan
 Albania
 Bangladesh
 Benin
 Bosnia
 Burkina Faso
 Chad
 China
 Egypt
 Ethiopia
 Ghana
 Haiti
 India

Indonesia
 Iraq
 Jordan
 Kenya
 Kosovo
 Lebanon
 Libya
 Malawi
 Mali
 Myanmar
 Niger
 Pakistan
 Palestine

Philippines
 Russia
 Somalia
 South Africa
 South Sudan
 Sri Lanka
 Sudan
 Syria
 Tunisia
 United States
 Yemen
 Zimbabwe

INTERNATIONAL BENEFICIARIES BY SECTOR

A look at how people were helped by IRUSA's international cash grants (excluding the United States).

TOTAL INTERNATIONAL BENEFICIARIES: 3,426,124

Emergency response: 877,051 beneficiaries

Seasonal (Ramadan & Qurbani): 766,554

Agriculture & food security: 670,673

Health and nutrition: 510,870

Early recovery 177,718

Water, sanitation and hygiene 163,232

Shelters and settlements 120,036

Rehabilitation 47,495

Disaster risk reduction 46,288

Education 29,457

Orphans 14,191

Economic development 2,559



RAMADAN FOOD PACKAGES DISTRIBUTED:
71,309 in 28 countries,
helping 365,545 people

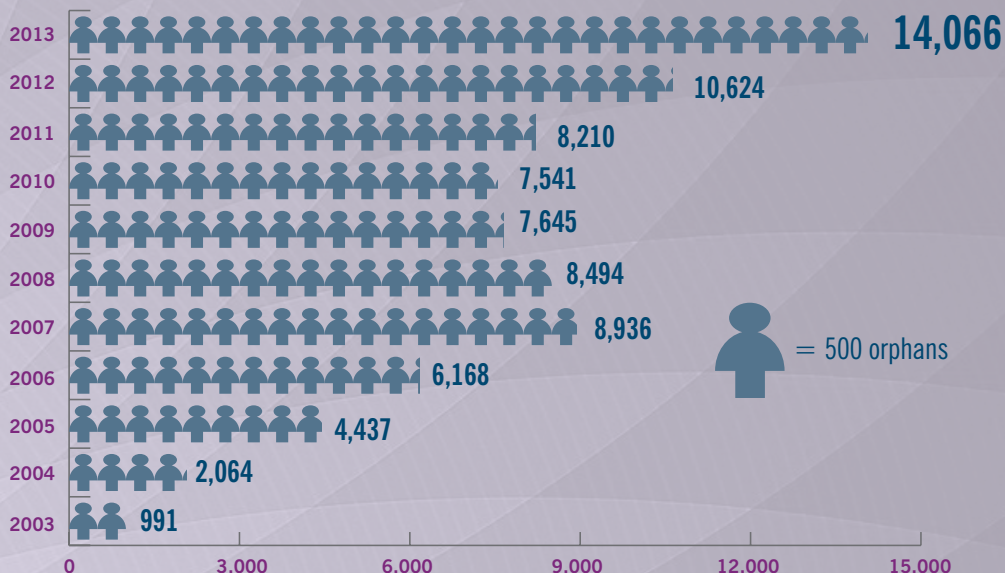
QURBANI MEAT PACKAGES DISTRIBUTED:
20,709 shares helping 431,845 people
in 24 countries
including the United States

ORPHANS

CARING FOR THE MOST VULNERABLE

In December 2013, Islamic Relief USA donors were sponsoring 14,066 orphans in 21 countries. Here's how the number of orphans sponsored compares with the number sponsored in December of each of the past 10 years.

Note: Orphan sponsorship figures fluctuate throughout each year. This chart represents orphans sponsored in December of each year, which differs from the total number of orphans helped during the entire year, as listed in the International Beneficiaries by Sector chart.



Institutional donors gave Islamic Relief USA **\$18,585,257** worth of donated Gifts in Kind in 2013. Donated items included:

- Nutritional supplements
- Medical supplies and instruments
- Pharmaceuticals to treat ailments including hypertension, infections and heart disease

PROJECT SNAPSHOT

Education for Women in Afghanistan

Islamic Relief USA donors gave the priceless gift of literacy to women in Afghanistan in 2013. The students progressed from illiteracy to a 4th- or 5th-grade reading level in just 9 months—along with receiving an empowering introduction to entrepreneurship.

Women newly literate: 940

Cost of literacy: \$361 per person



PROJECT SNAPSHOT

Typhoon Relief in the Philippines

Typhoon Haiyan struck with deadly force in the Philippines on November 8, 2013. Islamic Relief USA donors rushed to provide shelter.

Items distributed:

- Shelter kits: 2,000
- Tents: 750
- Additional tarps: 1,500

Estimated beneficiaries: 21,250



ISLAMIC RELIEF USA

Consolidated Balance Sheet December 31, 2013

	2013	2012
Assets		
Cash	\$ 43,412,272	\$ 41,762,783
Investments	644,164	387,182
Accounts Receivable	141,205	52,479
Prepaid Expenses and Other Assets	81,494	82,642
Inventory – In-Kind	24,566,513	7,279,818
Property and Equipment, net	3,977,177	3,905,081
	<u>\$ 72,822,825</u>	<u>\$ 53,469,985</u>
Liabilities and Net Assets		
Liabilities		
Accounts payable	\$ 1,651,932	\$ 1,840,533
Grants payable	14,386,244	10,101,448
Total liabilities	<u>16,038,176</u>	<u>11,941,981</u>
Net Assets		
Unrestricted	43,609,576	22,795,309
Temporarily restricted	13,175,073	18,732,695
	<u>56,784,649</u>	<u>41,528,004</u>
	<u>\$ 72,822,825</u>	<u>\$ 53,469,985</u>

TO VIEW IRUSA'S FINANCIAL DOCUMENTS, PLEASE VISIT: IRUSA.ORG/ANNUALREPORT

Consolidated Statement of Activities

Year Ended December 31, 2013

	Unrestricted	Temporarily Restricted	2013 Total	2012 Total
Support and Revenue				
Contributions	\$ 19,140,948	\$ 28,952,859	\$ 48,093,807	\$ 44,928,140
In-kind contributions	18,585,257	-	18,585,257	17,637,648
Other revenue	178,175	-	178,175	-
Net assets released from restriction	34,510,481	(34,510,481)	-	-
Total support and revenue	72,414,861	(5,557,622)	66,857,239	62,565,788
Expenses				
Program services	40,385,279	-	40,385,279	39,664,390
Management and general	4,118,243	-	4,118,243	4,624,662
Fundraising	7,460,175	-	7,460,175	7,214,428
Total expenses	51,963,697	-	51,963,697	51,503,480
Change in net assets before other income	20,451,164	(5,557,622)	14,893,542	11,062,308
Other Income				
Foreign currency exchange gain	265,800	-	265,800	27,651
Unrealized gain on investments	97,303	-	97,303	30,073
Total other income	363,103	-	363,103	57,724
Change in net assets	20,814,267	(5,557,622)	15,256,645	11,120,032
Net Assets				
Beginning	22,795,309	18,732,695	41,528,004	30,407,972
Ending	\$ 43,609,576	\$ 13,175,073	\$ 56,784,649	\$ 41,528,004

Consolidated Statement of Cash Flows

Year Ended December 31, 2013

	2013	2012
Cash Flows from Operating Activities		
Change in net assets	\$ 15,256,645	\$ 11,120,032
Adjustments to reconcile change in net assets to net cash provided by operating activities:		
Unrealized gain on investments	(97,303)	(30,073)
Depreciation	156,818	203,822
Changes in assets and liabilities:		
(Increase) decrease in:		
Accounts receivable	(88,726)	471,499
Inventory – in-kind	(17,286,695)	(7,279,818)
Prepaid expenses and other assets	1,148	(39,335)
Decrease (increase) in:		
Accounts payable	(188,601)	890,301
Grants payable	4,284,796	(2,881,715)
Net cash provided by operating activities	2,038,082	2,454,713
Cash Flows from Investing Activities		
Purchase of property and equipment	(228,914)	(14,890)
Purchase of investments	(159,679)	(97,111)
Net cash used in investing activities	(388,593)	(112,001)
Net increase in cash	1,649,489	2,342,712
Cash		
Beginning	41,762,783	39,420,071
Ending	\$ 43,412,272	\$ 41,762,783

PROJECT SNAPSHOT

Water and Sanitation in Pakistan

The Community Sustainable Water/Sanitation/Hygiene Initiatives project in Khyber Pakhtunkwa, Pakistan, was designed to empower communities to help themselves.

Forty-eight community organizations were formed—24 male and 24 female. Twelve higher-level village organizations also were created—6 male and 6 female. Twelve training sessions were conducted.

Village organizations identified 19 resolutions for community projects—3 in each of the 6 villages, and 1 communal project. Islamic Relief evaluated the proposals and provided action plans.

Six water management committees were formed and trained. Committees proposed plans for each village to have hand pumps installed. With Islamic Relief's support, 50 hand pumps were installed, as well as 250 latrines, 95,044 sq.ft. of street pavement, and 13,052 RFT of drain lining. 300 hygiene promotion sessions were completed.

Total people helped: 75,037



VISIT:
IRUSA.ORG

CALL:
1.855.447.1001



CASE STUDY: Involving a Village to Help a Village

In Upper Sair, a small hamlet of the Kotali village in Pakistan-administered Kashmir, 53 households—440 people—survive on what they can grow and make on the steep mountains. Challenges include a lack of health care, education and clean water. To get water, women climbed steep, rocky paths with heavy containers to the nearest drinking water source—a time consuming and dangerous journey.

Islamic Relief has formed community organizations in this region, to help residents identify and solve problems. In Upper Sair, community organization members identified the need for clean drinking water as a high priority. They formed a proposal for a new drinking water system and presented it to Islamic Relief. Following a feasibility study, the proposal passed, and work began with Islamic Relief USA's support.

The village residents are now drawing water from faucets at their doorsteps. Clean drinking water runs through gravity-fed water lines from mountain spring sources to their homes, and all they have to do now is turn a knob to get it.

With the time they're saving, many of the women have started gardens to supplement their family's nutrition and income. And—due to easy access to clean water combined with hygiene education sessions—local health workers have reported a 70% decline in waterborne illness.

In neighboring Lower Sair, Ghulam Mustafa had shared a different problem at a community organization meeting—he needed job skills so he could better support his family. The community organization passed a resolution nominating him for plumbing training—part of the same water project.

In May 2013, he received training in operating and maintaining a drinking water supply system. He was hired to help construct a new water system and then continued caring for its operation and maintenance. He also began doing plumbing jobs elsewhere in the village, greatly improving his family's financial security.

"I am very thankful to my community organization, Islamic Relief and the donors who contributed in providing me with skills that reduced my vulnerability and made my family life easier," he said.

Community organization member Khateja Bagum in Upper Sair thanked Islamic Relief and its donors for helping the residents mobilize together to solve their problems.

"This shows that there are still people in this world who possess soft hearts with sympathy for the needy people," she said. "My prayers are always with the donors, IRUSA and Islamic Relief."

BY THE NUMBERS:

- 19 drinking water supply systems constructed
- 30 people trained and equipped to maintain them
- 40 hygiene sessions conducted, and 519 hygiene kits distributed.

**Waterborne disease:
DOWN 70%**

(Local health clinic statistics)