




ISLAMIC RELIEF USA

2017 ANNUAL REPORT

IRUSA MISSION, VISION, AND VALUES



MISSION

Islamic Relief USA provides relief and development in a dignified manner regardless of gender, race, or religion, and works to empower individuals in their communities and give them a voice in the world.

VISION

Working together for a world free of poverty.

VALUES

إِحْسَان
EXCELLENCE

Our actions in tackling poverty are marked by excellence in our operations and conduct, which the people we serve deserve.

إِخْلَاص
SINCERITY

In responding to poverty and suffering, our efforts are driven by sincerity to God and the need to fulfill our obligations to humanity.

رَحْمَةٌ
COMPASSION

We believe the protection and well-being of every life is of paramount importance and we shall join with other humanitarians to act as one in responding to suffering brought on by disasters, poverty, and injustice.

أَمَانَةٌ
CUSTODIANSHIP

We uphold our duty of custodianship over the Earth, its resources, and the trust people place in us as humanitarian and development practitioners.

عَدْلٌ
SOCIAL JUSTICE

Our work is founded on enabling people and institutions to fulfill the rights of the poor and vulnerable. We work to empower the dispossessed towards realizing their God-given human potential and developing their capabilities and resources.

MAP OF ISLAMIC RELIEF WORLDWIDE

THE ISLAMIC RELIEF FAMILY CONSISTS OF AFFILIATE AND FIELD OFFICES ALL AROUND THE WORLD:

ISLAMIC RELIEF AFFILIATE AND FIELD OFFICES IN THESE COUNTRIES SUPPORT AND IMPLEMENT PROGRAMS

Afghanistan	Germany	Mali	South Africa
Albania	India	Mauritius	South Sudan
Australia	Indonesia	Myanmar	Spain
Bangladesh	Iraq	Nepal	Sri Lanka
Belgium	Ireland	Netherlands	Sudan
Bosnia and Herzegovina	Italy	Niger	Sweden
Canada	Jordan	Norway	Switzerland
Chad	Kenya	Pakistan	Tunisia
Chechnya	Kosovo	Palestine	Turkey
China	Lebanon	Philippines	United Kingdom
Ethiopia	Malawi	Singapore	Yemen
	Malaysia	Somalia	

THE IR FAMILY HAS SUPPORTED HUMANITARIAN EFFORTS IN THESE COUNTRIES IN A LIMITED SCOPE

Algeria	Djibouti	Kyrgyzstan	Morocco	Uganda
Benin	Ecuador	Lesotho	Mozambique	Zambia
Burkina Faso	Egypt	Liberia	Nigeria	Zimbabwe
Central African Republic	Ghana	Libya	Sierra Leone	
Colombia	Haiti	Madagascar	Swaziland	
	Japan	Mexico	Syria	

IRUSA BOARD OF DIRECTORS

Assalam alaykum,

In 2017, Islamic Relief USA proudly continued its legacy of worldwide humanitarian service. The compassionate aid of our donors as well as the sincere efforts of our staff led to positive impact on millions of lives in over 48 countries, including the United States.

This annual report showcases that impact during 2017, often from a numerical perspective. The numbers included here are powerful — over 8 million total beneficiaries, over \$125 million of international and \$4 million of domestic aid, and hundreds of unique projects across the globe.

These numbers tell an important success story of Islamic Relief's commitment to serving those most in need for 25 years.

They also tell the powerful story of women and girls who no longer must walk long distances to obtain water in Africa, and instead attend school or earn a living. They tell the story of thousands of needy families who enjoyed free, protein-rich meals during the holidays. And they tell the stories of the world's most vulnerable inhabitants—orphans, widows, refugees, and disaster victims—who received vital support when it was needed most.

Each number in this report is connected to a real life that was positively influenced. As you read, we invite you to join us in appreciating the significance of that impact.

With gratitude,

Sharif Aly
Chief Executive Officer
Islamic Relief USA



SHARIF ALY
Chief Executive Officer



ANWAR KHAN
President



KHALED LAMADA
Chairman




HAMDY RADWAN, PHD
Vice Chairman



HAMADI BENGABSIA
Treasurer



NANCY KHALIL, PHD
Member



MOHAMED AMR ATTAWIA, MD
Member

A special thank you to our Board of Directors for volunteering their time to help IRUSA achieve its vision of a world free of poverty.

365 DAYS OF NON-STOP GLOBAL IMPACT

8,006,314 TOTAL BENEFICIARIES IN 48 COUNTRIES IN 2017

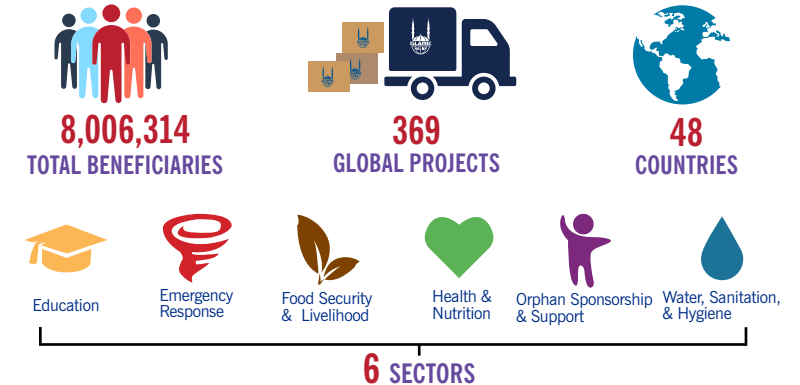


Methodology and Sources

The overall financial figures in this report were drawn from our 2017 audited financial statements or 2017 IRS Form 990, which were both calculated on an accrual basis. Detailed country financial data was drawn from grant records and reports from the implementing party in the field.

The 48 countries mentioned on this page include the U.S.

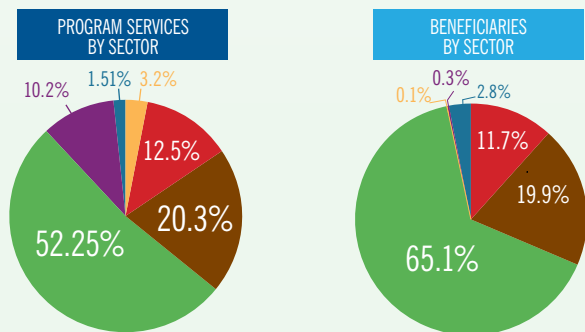
All beneficiary totals are estimates based on project reports from the implementing party in the field or other quantifiable data sources. Total beneficiaries are calculated by including any person who received aid in 2017 through an IRUSA-funded project or Gifts in Kind aid. For projects funded and implemented over several years, it's possible for the same person to receive aid over several years and thus be included more than once in the beneficiary count. In this circumstance, we count that person as a beneficiary once per calendar year. A beneficiary of multiple projects may be counted more than once.



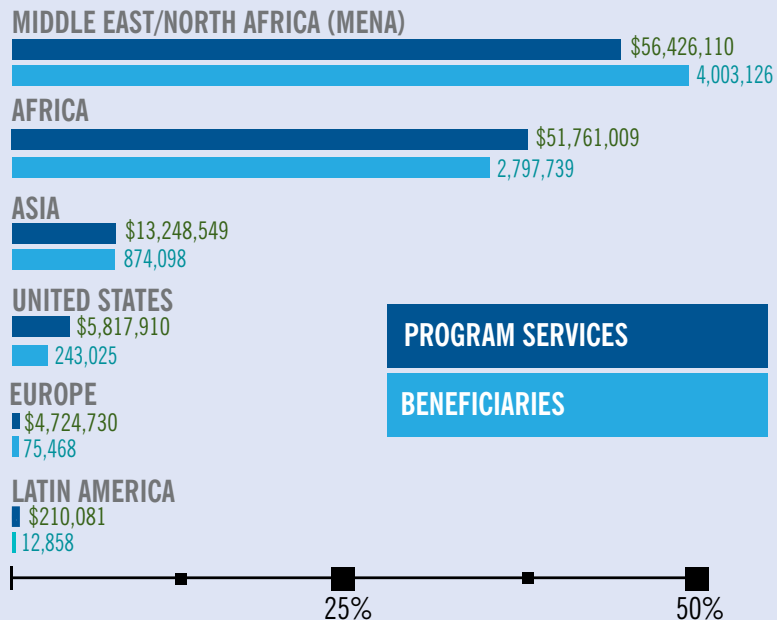
PROGRAM SERVICES & BENEFICIARIES BY SECTOR AND REGION

PROGRAM SERVICES & BENEFICIARIES BY SECTOR

In 2017, donors assisted in emergencies like famine in Africa, crises in Syria and Yemen, and humanitarian need around Myanmar. Projects can be categorized across multiple sectors, but are assigned only one below. Data includes IRUSA's distribution of bulk item donations (Gifts in Kind) like medications, medical supplies, and vital foods.



PROGRAM SERVICES & BENEFICIARIES BY REGION




FINANCIAL COMMITMENTS

Continued crisis in Syria and Yemen made the Middle East the largest region to receive aid. Africa and Asia remained priorities. Bulk item donation values are also included above; regional totals include a weighted average distribution of program services expenses.

DIVERSE BENEFICIARIES

Almost half of all IRUSA beneficiaries live in the Middle East or North Africa. More than one third reside in Africa. The chart above displays total regional beneficiary counts from international and domestic projects, as well as beneficiaries of bulk item donations.

48 COUNTRIES BY SECTOR IN 2017



EDUCATION



EMERGENCY RESPONSE



FOOD SECURITY & LIVELIHOOD



HEALTH & NUTRITION



ORPHAN SPONSORSHIP & SUPPORT



WATER, SANITATION & HYGIENE

RAMADAN FOOD 2017

434,103

PEOPLE SERVED WORLDWIDE

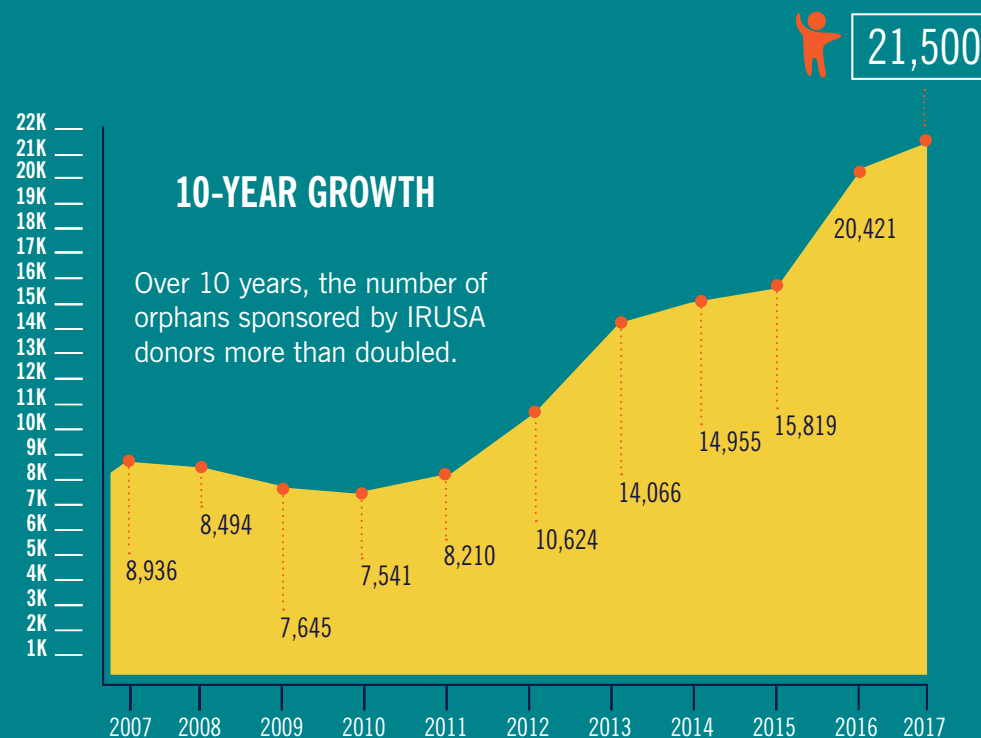
QURBANI MEAT 2017

717,125

PEOPLE SERVED WORLDWIDE



WORKING TO PUT ORPHANS FIRST



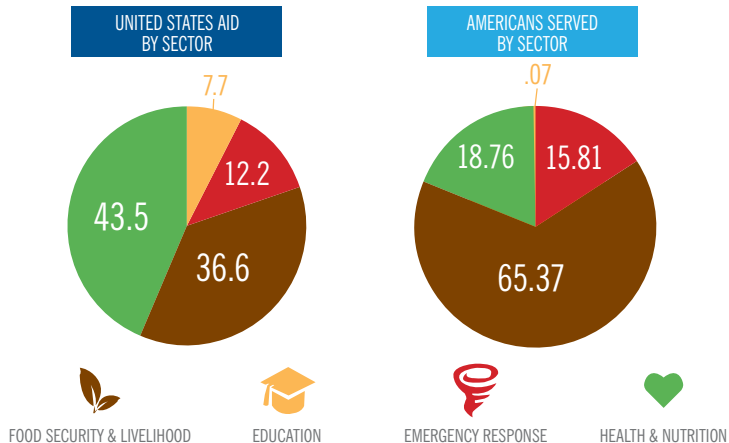
TOTAL: 21,500 ORPHANS SPONSORED

- AFGHANISTAN 1,514
- ALBANIA 248
- BANGLADESH 1,495
- BOSNIA 459
- CHECHNYA 821
- ETHIOPIA 566
- INDIA 1,321
- INDONESIA 266
- IRAQ 586
- JORDAN 1,518
- KENYA 866
- KOSOVA 269
- LEBANON 987
- MALI 1,005
- NIGER 517
- PAKISTAN 3,405
- PALESTINE 2,304
- YEMEN 1,186
- SOMALIA 945
- SRI LANKA 312
- SYRIA 519

RESPONDING TO THE NEEDS OF AMERICA IN 2017

\$5,817,910
U.S. PROGRAM SERVICES

243,025
AMERICANS SERVED



Disaster Response Team services, as well as Zakat (charitable) services that help refugees and those in need with emergency financial support, are reported in the Emergency sector. Aid and beneficiaries for Day of Dignity, a multi-sectoral program, are displayed under Health and Nutrition. U.S. Program Services includes a proportional amount of overall program services expenses.



PARTNERSHIPS & PROJECTS ACROSS AMERICA

51
U.S.-SPECIFIC GRANTS

34
QURBANI PROGRAMS

20
NATIONWIDE DAY OF DIGNITY EVENTS

10 MLK DAY PROJECTS

5 THANKSGIVING TURKEY DISTRIBUTION EVENTS

43 RAMADAN FOOD DISTRIBUTION PARTNERSHIPS

18 SUMMER FOOD SERVICE SITES

181 U.S. PROJECTS AND PARTNERSHIPS

5 MAJOR U.S. EMERGENCY RESPONSES

CALIFORNIA • FEB. OROVILLE DAM:
1,130 SURVIVORS HELPED

CALIFORNIA • JUL. - DEC. WILDFIRES:
2,000 SURVIVORS HELPED

FLORIDA • SEPT. HURRICANE IRMA:
1,700 SURVIVORS HELPED

N. CAROLINA • JUL. - DEC. HURRICANE MATTHEW:
95 SURVIVORS HELPED

TEXAS • AUG. - SEPT. HURRICANE HARVEY:
32,563 SURVIVORS HELPED



HARNESSING THE POWER OF VOLUNTEERS



VOLUNTEER HOURS
LOGGED IN 2017
15,000+

VOLUNTEERS RAISED
\$500,000

TOYS DISTRIBUTED
TO VULNERABLE
CHILDREN FOR EID
7,000+

7,000 RAMADAN
FOOD BOXES
PACKAGED AND
DISTRIBUTED TO
14,298
BENEFICIARIES

VOLUNTEERS
FOR MAJOR
EMERGENCIES
656

46 TEAM
CHALLENGES

THANKSGIVING
TURKEY
DISTRIBUTIONS
1,000+
BENEFICIARIES

VOLUNTEER
ACTIVITIES
250+

PUBLIC AFFAIRS & ADVOCACY



- PROMOTION
- PARTNERSHIP
- POLICY
- PROTECTION

5,887 NEWS ARTICLES
MENTIONED ISLAMIC RELIEF USA

15,084,153
READERS REACHED

77 OUTREACH
INITIATIVES

50+ MEETINGS WITH
CONGRESSIONAL
OFFICES

ENGAGEMENT

**SOCIAL
MEDIA**



8 PLATFORMS

385,401
FOLLOWERS



561
VISITS TO
ISLAMIC CENTERS
FOR FUNDRAISING
& OUTREACH

11
CONVENTIONS
& CONFERENCES

144
FUNDRAISING
EVENTS

77,780
TOTAL DONORS

1,337,325
WEB VIEWS

4.1 MILLION
EMAIL IMPRESSIONS



PODCASTS

34,011
DOWNLOADS

35 EPISODES

FINANCIAL STATEMENTS

Consolidated Balance Sheets
December 31, 2017 • (With Comparative Totals for 2016)

ASSETS	2017	2016
Cash	\$42,094,261	\$41,592,175
Investments	\$5,445,495	\$1,900,486
Accounts receivable	\$1,874	\$4,965
Prepaid expenses and other assets	\$793,266	\$929,191
Inventory - in-kind	\$303,000	--
Property and equipment, net	\$4,196,388	\$3,897,023
	\$52,834,284	\$48,323,840
LIABILITIES:		
Accounts payable	\$1,279,993	\$1,245,620
Grants payable	\$22,572,953	\$15,614,264
Total liabilities	\$23,852,946	\$16,859,884
NET ASSETS		
Unrestricted	\$15,057,311	\$14,672,211
Temporarily restricted	\$13,924,027	\$16,791,745
	\$28,981,338	\$31,463,956
	\$52,834,284	\$48,323,840

See notes to consolidated financial statements.

Consolidated Statement of Activities
December 31, 2017 • (With Comparative Totals for 2016)

	Unrestricted	Temporarily Restricted	2017 Total	2016 Total
Support and revenue:				
Contributions	\$24,423,765	\$50,499,592	\$74,923,357	\$64,377,921
In-kind contributions	\$70,856,358	--	\$70,856,358	\$40,666,908
Net assets released from restriction	\$53,367,310	(\$53,367,310)	--	--
Total support and revenue:	\$148,647,433	(\$2,867,718)	\$145,779,715	\$105,044,829
Expenses:				
Program services	\$132,188,389	--	\$132,188,389	\$100,210,331
Management and general	\$4,055,341	--	\$4,055,341	\$4,348,467
Fundraising	\$12,913,629	--	\$12,913,629	\$10,867,475
Total expenses:	\$149,157,359	--	\$149,157,359	\$115,426,475
Change in net assets before other income	(\$509,926)	(\$2,867,718)	(\$3,377,644)	(\$10,381,646)
Other income:				
Foreign currency exchange gain	\$121,701	--	\$121,701	\$518,389
Unrealized gain on investments	\$749,435	--	\$749,435	\$28,552
Other income	\$23,890	--	\$23,890	\$602
Total other income:	\$895,026	--	\$895,026	\$547,543
Change in net assets	\$385,100	(\$2,867,718)	(\$2,482,618)	(\$9,834,103)
Net assets:				
Beginning	\$14,672,211	\$16,791,745	\$31,463,956	\$41,298,059
Ending	\$15,057,311	\$13,924,027	\$28,981,338	\$31,463,956

Consolidated Statement of Cash Flows
December 31, 2017 • (With Comparative Totals for 2016)

	2017	2016
Cash flows from operating activities:		
Change in net assets	(\$2,482,618)	(\$9,834,103)
Adjustments to reconcile change in net assets to net cash provided by (used in) operating activities:		
Unrealized gain on investments	(\$749,435)	(\$28,552)
Depreciation expense	\$271,857	\$513,553
Donated investments	(\$795,574)	(\$358,608)
Changes in assets and liabilities:		
Decrease (increase) in:		
Accounts receivable	\$3,091	\$21,288
Inventory-in-kind	(\$303,000)	\$11,554,168
Prepaid expenses and other assets	\$135,925	(\$868,941)
Decrease (increase) in:		
Accounts payable	\$34,373	\$301,007
Grants payable	\$6,958,689	\$824,410
Net cash provided by (used in) operating activities	\$3,073,308	\$2,124,222
Cash flows from investing activities:		
Purchase of property and equipment	(571,222)	(\$398,952)
Sales of investments	--	\$57,592
Purchase of investments	(2,000,000)	(\$57,592)
Net cash used in investing activities	(\$2,571,222)	(\$398,952)
Net increase (decrease) in cash	\$502,086	\$1,725,270
Cash:		
Beginning	\$41,592,175	\$39,866,905
Ending:	\$42,094,261	\$41,592,175



ISLAMIC RELIEF USA

P.O. Box 22250, Alexandria, VA 22304 • 1-855-447-1001 • info@irusa.org

A 501(c)(3) nonprofit organization (Tax ID# 95-4453134)



IRUSA.ORG

WORKING TOGETHER FOR A BETTER WORLD.



CONNECT WITH US ON SOCIAL MEDIA:

